



# Kidsworx Enduro





Whistler, Canada  
August 10, 2018



## RESULTS OVERALL

Pos	Plate	Name Team	Nat EWS number	Stage 1	Pos	Stage 2	Pos	Stage 3	Pos	Penalties	Time	Gap
<b>11-12 Boys (Born 2007-2006)</b>												
1	162	GUY Floyd		<u>0:03:18.36</u>	1	0:03:51.42	4	0:04:04.78	2		<b>0:11:14.56</b>	
2	136	SHELLY Anthony		0:03:26.07	3	0:03:47.25	2	0:04:07.59	4		<b>0:11:20.91</b>	+0:00:06.35
3	211	MARINO Dylan		0:03:33.16	9	<u>0:03:43.80</u>	1	<u>0:04:04.42</u>	1		<b>0:11:21.38</b>	+0:00:06.82
4	169	OWEN Landon		0:03:25.90	2	0:03:48.37	3	0:04:16.92	6		<b>0:11:31.19</b>	+0:00:16.63
5	165	DELESALLE Mikey		0:03:29.43	6	0:03:55.57	8	0:04:06.78	3		<b>0:11:31.78</b>	+0:00:17.22
6	139	DEVALL Benny		0:03:30.49	7	0:03:54.63	6	0:04:09.41	5		<b>0:11:34.53</b>	+0:00:19.97
7	148	ATKINS Wyatt		0:03:26.84	5	0:03:55.45	7	0:04:18.68	7		<b>0:11:40.97</b>	+0:00:26.41
8	155	ALLBON Lewis		0:03:26.82	4	0:03:54.37	5	0:04:27.80	12		<b>0:11:48.99</b>	+0:00:34.43
9	200	MACLEOD Jack		0:03:33.42	10	0:04:00.77	11	0:04:23.53	9		<b>0:11:57.72</b>	+0:00:43.16
10	166	BARTH Grayson		0:03:34.20	11	0:03:57.04	10	0:04:29.97	15		<b>0:12:01.21</b>	+0:00:46.65
11	191	PROULXROYDS Seth		0:03:32.62	8	0:03:56.26	9	0:04:34.05	16		<b>0:12:02.93</b>	+0:00:48.37
12	204	CONNELL Charlie		0:03:42.00	13	0:04:06.57	13	0:04:24.34	11		<b>0:12:12.91</b>	+0:00:58.35
13	118	TIERNEY Sam		0:03:43.04	14	0:04:11.03	17	0:04:22.50	8		<b>0:12:16.57</b>	+0:01:02.01
14	135	MEEK Rory		0:03:43.59	15	0:04:09.53	14	0:04:24.21	10		<b>0:12:17.33</b>	+0:01:02.77
15	214	HARRINGTON Wyatt		0:03:48.31	19	0:04:03.48	12	0:04:28.75	13		<b>0:12:20.54</b>	+0:01:05.98
16	140	FOX Brody		0:03:40.68	12	0:04:10.20	15	0:04:37.91	18		<b>0:12:28.79</b>	+0:01:14.23



## RESULTS OVERALL

Pos	Plate	Name Team	Nat EWS number	Stage 1	Pos	Stage 2	Pos	Stage 3	Pos	Penalties	Time	Gap
<b>11-12 Boys (Born 2007-2006)</b>												
17	149	GROOT JesseFin		0:03:46.19	17	0:04:10.24	16	0:04:40.67	19		<b>0:12:37.10</b>	+0:01:22.54
18	110	WOOD Griffin		0:03:57.67	22	0:04:22.03	21	0:04:29.51	14		<b>0:12:49.21</b>	+0:01:34.65
19	122	PEGRAM Hayden		0:03:48.13	18	0:04:11.68	18	0:04:49.72	21		<b>0:12:49.53</b>	+0:01:34.97
20	142	CAMPBELL Liam		0:03:52.52	20	0:04:23.09	22	0:04:35.32	17		<b>0:12:50.93</b>	+0:01:36.37
21	151	BAGGOTT Zachary		0:03:45.96	16	0:04:17.84	19	0:05:02.54	24		<b>0:13:06.34</b>	+0:01:51.78
22	172	BARTLETT Ryder		0:03:56.61	21	0:04:20.60	20	0:05:01.84	23		<b>0:13:19.05</b>	+0:02:04.49
23	174	TOVARGALLEGO Guillermo		0:04:07.56	24	0:04:26.28	23	0:04:45.92	20		<b>0:13:19.76</b>	+0:02:05.20
24	213	LINNELL Peter		0:04:24.54	25	0:04:27.34	24	0:04:53.80	22		<b>0:13:45.68</b>	+0:02:31.12
25	121	RUTHERFURD Brook		0:04:46.70	27	0:05:07.69	26	0:05:05.36	25		<b>0:14:59.75</b>	+0:03:45.19
26	123	HYLDAHL Syd		0:04:44.89	26	0:05:14.31	27	0:05:21.72	26		<b>0:15:20.92</b>	+0:04:06.36
DNF	137	KEULING Cameron		0:04:06.95	23	0:04:45.46	25					
DNS	157	FEICK Jack										
DNS	171	GAVE Georges										
DNS	164	MARSHALL Oliver										
DNS	146	STANTON Gavin										

## RESULTS OVERALL

Pos	Plate	Name Team	Nat EWS number	Stage 1	Pos	Stage 2	Pos	Stage 3	Pos	Penalties	Time	Gap
<b>11-12 Girls (Born 2007-2006)</b>												
1	158	MARKTHALER Lara		0:04:02.19	3	<u>0:04:17.48</u>	1	0:04:46.99	2		<b>0:13:06.66</b>	
2	134	SEMSAK Sierra		<u>0:03:59.22</u>	1	0:04:25.66	4	0:04:56.98	3		<b>0:13:21.86</b>	+0:00:15.20
3	180	LOFQVISTTRAUM Julia		0:04:24.61	6	0:04:24.44	3	<u>0:04:46.22</u>	1		<b>0:13:35.27</b>	+0:00:28.61
4	182	PASCUAL Spencer		0:04:10.38	4	0:04:33.64	5	0:05:02.53	4		<b>0:13:46.55</b>	+0:00:39.89
5	216	CASWELL Bella		0:04:01.84	2	0:04:23.45	2	0:05:36.37	6		<b>0:14:01.66</b>	+0:00:55.00
6	192	SCHENK Heidi		0:04:19.89	5	0:04:48.85	6	0:05:18.43	5		<b>0:14:27.17</b>	+0:01:20.51
7	209	SMITH LucyLu		0:04:52.18	7	0:05:23.40	7	0:05:38.21	7		<b>0:15:53.79</b>	+0:02:47.13
8	181	DIAS Bruna		0:06:41.12	8	0:07:12.30	8	0:05:58.83	8		<b>0:19:52.25</b>	+0:06:45.59
DNS	208	LEWIS Christine										
<b>7-8 Boys (Born 2010-2011)</b>												
1	29	LLOYD Finley		<u>0:03:47.21</u>	1	<u>0:04:17.11</u>	1	0:04:57.17	3		<b>0:13:01.49</b>	
2	38	MANIETTA Mack		0:04:03.85	2	0:04:27.53	2	<u>0:04:48.20</u>	1		<b>0:13:19.58</b>	+0:00:18.09
3	47	TAYLOR Riley		0:04:09.76	3	0:04:32.48	3	0:04:49.95	2		<b>0:13:32.19</b>	+0:00:30.70
4	49	GUY Emmett		0:04:33.44	4	0:05:03.28	4	0:05:03.91	4		<b>0:14:40.63</b>	+0:01:39.14
5	60	HARRISSON Sebastien		0:04:40.12	5	0:05:07.39	5	0:05:25.05	6		<b>0:15:12.56</b>	+0:02:11.07
6	44	PINK Austin		0:04:55.37	8	0:05:16.37	6	0:05:17.69	5		<b>0:15:29.43</b>	+0:02:27.94

## RESULTS OVERALL

Pos	Plate	Name Team	Nat EWS number	Stage 1	Pos	Stage 2	Pos	Stage 3	Pos	Penalties	Time	Gap
<b>7-8 Boys (Born 2010-2011)</b>												
7	40	KLEIN Elliott		0:04:46.42	6	0:05:21.34	7	0:05:44.35	7		<b>0:15:52.11</b>	+0:02:50.62
8	23	HARRISSON Xavier		0:04:54.39	7	0:05:32.99	8	0:07:36.36	10		<b>0:18:03.74</b>	+0:05:02.25
9	43	HYLDAHL Lyon		0:05:55.99	11	0:06:00.26	11	0:06:08.57	8		<b>0:18:04.82</b>	+0:05:03.33
10	20	LLOYD Noah		0:06:07.80	12	0:05:57.78	10	0:06:44.27	9		<b>0:18:49.85</b>	+0:05:48.36
11	61	GIBSON Kai		0:05:35.85	10	0:05:53.69	9	0:07:49.94	11		<b>0:19:19.48</b>	+0:06:17.99
12	37	HARRIS James		0:05:26.14	9	0:06:04.64	12	0:09:34.89	12		<b>0:21:05.67</b>	+0:08:04.18
<b>7-8 Girls (Born 2010-2011)</b>												
1	34	REE Teagan		<u>0:04:57.32</u>	<u>1</u>	0:06:10.60	2	0:05:39.56	2		<b>0:16:47.48</b>	
2	267	KEMP Arleigh		0:05:32.95	2	<u>0:05:52.02</u>	<u>1</u>	<u>0:05:38.19</u>	<u>1</u>		<b>0:17:03.16</b>	+0:00:15.68
3	36	RUTHERFURD Addison		0:06:41.26	3	0:07:34.69	4	0:06:29.44	3		<b>0:20:45.39</b>	+0:03:57.91
4	269	STEVENS Veya		0:07:12.20	4	0:07:13.38	3	0:07:00.89	4		<b>0:21:26.47</b>	+0:04:38.99
<b>9-10 Boys (Born 2008-2009)</b>												
1	85	DE VALL Landon		<u>0:03:20.70</u>	<u>1</u>	<u>0:03:55.02</u>	<u>1</u>	<u>0:04:12.36</u>	<u>1</u>		<b>0:11:28.08</b>	
2	129	QUIST Mateo		0:03:47.67	2	0:04:07.86	2	0:04:27.60	2		<b>0:12:23.13</b>	+0:00:55.05
3	113	MACLEOD Sean		0:03:50.16	3	0:04:13.70	3	0:04:34.27	4		<b>0:12:38.13</b>	+0:01:10.05
4	78	MARINO Matty		0:03:51.64	4	0:04:15.40	4	0:04:31.34	3		<b>0:12:38.38</b>	+0:01:10.30



# Kidsworx Enduro

Whistler, Canada  
August 10, 2018



## RESULTS OVERALL

Pos	Plate	Name Team	Nat EWS number	Stage 1	Pos	Stage 2	Pos	Stage 3	Pos	Penalties	Time	Gap
<b>9-10 Boys (Born 2008-2009)</b>												
5	109	DELESALLE Joey		0:03:55.19	5	0:04:23.28	5	0:04:35.52	6		<b>0:12:53.99</b>	+0:01:25.91
6	86	HUDSON Rafe		0:04:08.12	6	0:04:36.33	8	0:04:34.32	5		<b>0:13:18.77</b>	+0:01:50.69
7	128	GOSSMAN Kaede		0:04:09.48	8	0:04:32.66	7	0:04:37.52	7		<b>0:13:19.66</b>	+0:01:51.58
8	126	ROBB Charlie		0:04:08.49	7	0:04:29.48	6	0:04:45.93	10		<b>0:13:23.90</b>	+0:01:55.82
9	77	WHITE Cove		0:04:13.83	9	0:04:50.80	10	0:04:57.36	11		<b>0:14:01.99</b>	+0:02:33.91
10	119	RICKARD Jonah		0:04:49.15	14	0:04:36.59	9	0:04:44.98	8		<b>0:14:10.72</b>	+0:02:42.64
11	51	RUTHERFURD Camden		0:04:40.83	13	0:04:53.37	11	0:04:45.70	9		<b>0:14:19.90</b>	+0:02:51.82
12	102	HAGUE Jack		0:04:16.41	10	0:05:08.63	13	0:05:02.04	12		<b>0:14:27.08</b>	+0:02:59.00
13	66	RINZEMA Max		0:04:27.75	11	0:05:14.34	15	0:05:29.86	14		<b>0:15:11.95</b>	+0:03:43.87
14	52	KRANZ Luke		0:04:31.52	12	0:05:09.77	14	0:05:34.54	15		<b>0:15:15.83</b>	+0:03:47.75
15	112	GEHL Hunter		0:05:02.49	17	0:05:07.68	12	0:05:20.77	13		<b>0:15:30.94</b>	+0:04:02.86
16	63	EYBEN King		0:05:01.21	15	0:05:27.47	16	0:05:36.52	16		<b>0:16:05.20</b>	+0:04:37.12
17	92	FOOSE Mason		0:05:02.19	16	0:05:30.41	17	0:05:46.54	17		<b>0:16:19.14</b>	+0:04:51.06
18	59	DRINKWATER Dawson		0:05:04.31	18	0:05:43.60	19	0:06:07.92	18		<b>0:16:55.83</b>	+0:05:27.75
19	95	STANLEY Liam		0:06:54.63	20	0:05:35.79	18	0:06:28.35	19		<b>0:18:58.77</b>	+0:07:30.69
20	94	STANLEY Asher		0:06:53.24	19	0:07:33.71	20	0:07:41.84	20		<b>0:22:08.79</b>	+0:10:40.71



# Kidsworx Enduro

Whistler, Canada  
August 10, 2018



## RESULTS OVERALL

Pos	Plate	Name Team	Nat EWS number	Stage 1	Pos	Stage 2	Pos	Stage 3	Pos	Penalties	Time	Gap
<b>9-10 Boys (Born 2008-2009)</b>												
DNS	93	WAIBL Moritz										
<b>9-10 Girls (Born 2008-2009)</b>												
1	127	BLAIR Molly		<u>0:04:44.67</u>	1	0:05:04.18	2	0:05:31.54	2		<b>0:15:20.39</b>	
2	84	PROULXROYDS Tayte		0:05:23.02	5	<u>0:04:46.31</u>	1	0:05:53.83	4		<b>0:16:03.16</b>	+0:00:42.77
3	101	HOOPER Katie		0:05:27.27	6	0:05:20.37	3	<u>0:05:27.37</u>	1		<b>0:16:15.01</b>	+0:00:54.62
4	124	ALLARS Natasha		0:05:03.74	4	0:05:40.10	6	0:05:46.50	3		<b>0:16:30.34</b>	+0:01:09.95
5	72	KLEIN Nory		0:05:02.96	3	0:05:20.93	4	0:06:18.18	5		<b>0:16:42.07</b>	+0:01:21.68
6	131	GIBSON Isla		0:05:01.48	2	0:05:24.25	5	0:06:22.27	6		<b>0:16:48.00</b>	+0:01:27.61
7	1	SHELLY Samantha		0:06:54.59	7	0:07:07.28	7	0:07:16.02	7		<b>0:21:17.89</b>	+0:05:57.50