



Bell Helmets Canadian Open Challenger

Whistler, Canada
August 11, 2018















RESULTS OVERALL

Pos	Plate	Name Team	Nat EWS number	Stage 1	Pos	Stage 2	Pos	Stage 3	Pos	Stage 4	Pos	Penalties	Time	Gap
MEN Master 40+														
1	1026	MILLINGTON Scott		0:14:33.71	1	0:05:24.94	1	0:05:31.72	2	0:06:25.65	2		0:31:56.02	
2	1030	STRATTON David		0:14:39.53	2	0:05:28.87	2	0:05:35.34	3	0:06:23.57	1		0:32:07.31	+0:00:11.29
3	1014	IVERSON Kalum		0:15:14.26	3	0:05:48.43	4	0:05:17.08	1	0:06:49.54	5		0:33:09.31	+0:01:13.29
4	1015	JAMIESON Jim Norco Bicycles		0:15:16.08	5	0:05:46.28	3	0:05:43.84	5	0:06:29.36	3		0:33:15.56	+0:01:19.54
5	1004	BENOIT Paul		0:15:28.39	7	0:05:49.55	5	0:05:55.60	7	0:06:51.46	7		0:34:05.00	+0:02:08.98
6	1022	MAEDKE Jake Vicious Cycle		0:15:15.21	4	0:06:12.00	9	0:05:49.34	6	0:06:50.81	6		0:34:07.36	+0:02:11.34
7	1006	COOK Stuart		0:16:17.81	10	0:06:00.37	6	0:05:43.61	4	0:06:49.04	4		0:34:50.83	+0:02:54.81
8	1024	MCKENNA Iain Liberty Racing		0:16:00.33	9	0:06:24.08	10	0:05:55.88	8	0:06:54.84	8		0:35:15.13	+0:03:19.11
9	1019	LINDQUIST Blaine		0:15:58.81	8	0:06:09.84	8	0:06:10.59	10	0:07:05.58	9		0:35:24.82	+0:03:28.80
10	1003	BELAK Roy		0:16:23.96	11	0:06:01.95	7	0:06:04.96	9	0:07:19.37	12		0:35:50.24	+0:03:54.22
11	1002	BEDELL Erik Epic Racing		0:16:42.55	13	0:07:04.31	14	0:06:13.59	11	0:07:25.24	13		0:37:25.69	+0:05:29.67
12	1025	MCMACKIN Dru Vicious Cycle		0:16:28.36	12	0:06:56.60	13	0:06:21.22	14	0:07:41.24	16		0:37:27.42	+0:05:31.40
13	1017	LAMBERT Mark		0:17:22.99	16	0:06:34.75	11	0:06:18.95	12	0:07:36.68	15		0:37:53.37	+0:05:57.35
14	1010	DOBSON Glen Mac Ride		0:17:31.10	17	0:06:41.28	12	0:06:20.49	13	0:07:33.55	14		0:38:06.42	+0:06:10.40
15	1021	MACVICAR Steven Hardies bikes melrose		0:17:09.14	14	0:07:27.02	17	0:06:41.92	18	0:07:15.26	10		0:38:33.34	+0:06:37.32
16	1008	DEPEDRINA Andy		0:17:36.29	18	0:07:05.67	15	0:06:37.98	16	0:07:57.93	18		0:39:17.87	+0:07:21.85

Bell Helmets Canadian Open Challenger

Whistler, Canada
August 11, 2018

RESULTS OVERALL

Pos	Plate	Name Team	Nat EWS number	Stage 1	Pos	Stage 2	Pos	Stage 3	Pos	Stage 4	Pos	Penalties	Time	Gap
MEN Master 40+														
17	1031	TURNBULL Brian Vicious Cycle		0:18:05.65	19	0:07:08.03	16	0:06:33.93	15	0:07:59.14	19		0:39:46.75	+0:07:50.73
18	1011	DYMENT James SPDMBT		0:18:38.92	20	0:08:10.10	18	0:07:26.84	20	0:07:56.72	17		0:42:12.58	+0:10:16.56
19	1016	KEEN Andrew		0:19:11.36	21	0:08:15.45	19	0:06:53.90	19	0:08:12.39	20		0:42:33.10	+0:10:37.08
20	1009	DIDIER Matthew		0:24:27.32	22	0:11:20.99	20	0:09:05.86	21	0:09:35.00	21		0:54:29.17	+0:22:33.15
DNF	1027	MILLS Mathison		0:17:18.35	15			0:06:41.16	17	0:07:16.27	11			
DNF	1032	WRIGHTSON Mark		0:15:22.63	6									
DNS	1020	LYMBERIS Paul Shea Homes Active Adult Racing												
DNS	1007	DAY James Tmt_endurobros												
DNS	1001	BAMBA Manuel												
MEN Senior 21-39														
1	1044	BURKE Trevor		<u>0:12:37.64</u>	1	<u>0:04:42.55</u>	1	<u>0:04:39.82</u>	1	<u>0:05:28.00</u>	1		0:27:28.01	
2	1057	FRY Shaun Arbutus Routes		0:13:25.40	2	0:04:59.30	3	0:04:59.61	4	0:05:54.22	2		0:29:18.53	+0:01:50.52
3	1049	COLES Jacob		0:13:26.10	3	0:05:13.79	12	0:05:00.66	5	0:05:55.50	4		0:29:36.05	+0:02:08.04
4	1074	MELAMED Dillon		0:13:44.98	7	0:04:55.99	2	0:04:59.17	2	0:06:03.01	8		0:29:43.15	+0:02:15.14
5	1038	BEDFORD Richard		0:13:31.98	4	0:05:12.50	10	0:05:16.99	11	0:05:54.90	3		0:29:56.37	+0:02:28.36
6	1082	PEYDO Adam		0:13:47.59	8	0:04:59.73	4	0:05:09.43	8	0:06:00.17	7		0:29:56.92	+0:02:28.91



Bell Helmets Canadian Open Challenger

Whistler, Canada
August 11, 2018



















RESULTS OVERALL

Pos	Plate	Name Team	Nat EWS number	Stage 1	Pos	Stage 2	Pos	Stage 3	Pos	Stage 4	Pos	Penalties	Time	Gap
MEN Senior 21-39														
7	1059	GILLESPIE Kyle Gillespie Eye Care		0:13:35.03	5	0:05:06.05	6	0:05:06.99	7	0:06:17.29	17		0:30:05.36	+0:02:37.35
8	1067	LOISELLE Charles		0:14:04.33	12	0:05:07.85	7	0:05:05.18	6	0:05:57.56	5		0:30:14.92	+0:02:46.91
9	1054	DRAPER Chris		0:14:01.81	11	0:05:13.27	11	0:04:59.21	3	0:06:03.37	9		0:30:17.66	+0:02:49.65
10	1062	HURSH Luke		0:13:38.88	6	0:05:09.19	8	0:05:26.98	20	0:06:10.88	14		0:30:25.93	+0:02:57.92
11	1035	BANDI Oliver one80-shop.ch		0:13:56.61	9	0:05:05.02	5	0:05:25.96	18	0:06:09.12	12		0:30:36.71	+0:03:08.70
12	1041	BRADY Cavan Knolly Bikes		0:14:16.61	14	0:05:09.88	9	0:05:13.29	9	0:06:03.68	10		0:30:43.46	+0:03:15.45
13	1083	PHIPPS Daniel		0:14:19.02	15	0:05:17.56	13	0:05:16.18	10	0:06:13.57	15		0:31:06.33	+0:03:38.32
14	1037	BATALLER Martyn		0:14:26.83	17	0:05:19.80	16	0:05:22.87	15	0:05:58.48	6		0:31:07.98	+0:03:39.97
15	1095	STUCKEY James Rust and Elyse also visa		0:14:08.31	13	0:05:32.63	23	0:05:22.60	13	0:06:04.48	11		0:31:08.02	+0:03:40.01
16	1071	MARSHALL Liam CycleDog		0:14:19.54	16	0:05:22.34	18	0:05:25.28	16	0:06:09.71	13		0:31:16.87	+0:03:48.86
17	1052	DALY Andrew		0:14:32.16	19	0:05:18.16	15	0:05:22.64	14	0:06:17.34	18		0:31:30.30	+0:04:02.29
18	1047	CLAY David		0:14:27.16	18	0:05:20.72	17	0:05:18.07	12	0:06:30.67	30		0:31:36.62	+0:04:08.61
19	1042	BROOKS Andrew Clip Equipt		0:14:00.00	10	0:05:27.45	20	0:06:05.14	48	0:06:16.90	16		0:31:49.49	+0:04:21.48
20	1036	BARR Wallace		0:14:32.95	20	0:05:17.57	14	0:05:38.22	28	0:06:21.51	22		0:31:50.25	+0:04:22.24
21	1105	WESTWOOD William Team Willy Westwood		0:14:41.62	22	0:05:22.46	19	0:05:26.77	19	0:06:29.90	27		0:32:00.75	+0:04:32.74
22	1079	OBRIEN Luke Apres Spa Services		0:14:56.32	25	0:05:32.67	24	0:05:32.10	24	0:06:30.02	29		0:32:31.11	+0:05:03.10

Bell Helmets Canadian Open Challenger

Whistler, Canada
August 11, 2018

















RESULTS OVERALL

Pos	Plate	Name Team	Nat EWS number	Stage 1	Pos	Stage 2	Pos	Stage 3	Pos	Stage 4	Pos	Penalties	Time	Gap
MEN Senior 21-39														
23	1097	TAPLIK Ole		0:15:03.90	27	0:05:33.12	25	0:05:37.02	27	0:06:17.70	19		0:32:31.74	+0:05:03.73
24	1085	REYNOLDS Kevin		0:14:40.87	21	0:05:32.49	22	0:05:30.86	22	0:06:53.93	43		0:32:38.15	+0:05:10.14
25	1056	FOWLER Peter		0:14:52.72	24	0:05:52.36	32	0:05:25.83	17	0:06:33.85	33		0:32:44.76	+0:05:16.75
26	1048	COLE Jeremy Evolve Bikes Canada, Ryders Eyewear,		0:14:52.34	23	0:05:57.81	36	0:05:29.64	21	0:06:27.07	26		0:32:46.86	+0:05:18.85
27	1066	LIGHT Brendan		0:15:04.76	29	0:05:40.04	27	0:05:41.33	31	0:06:35.39	34		0:33:01.52	+0:05:33.51
28	1089	ROMERO Alejandro		0:15:00.42	26	0:05:47.25	29	0:05:52.08	37	0:06:31.92	31		0:33:11.67	+0:05:43.66
29	1102	WALTER Mark		0:15:17.78	31	0:05:51.71	31	0:05:42.35	32	0:06:26.00	25		0:33:17.84	+0:05:49.83
30	1084	PIETROWSKI Tom		0:15:19.71	33	0:05:41.60	28	0:05:58.97	46	0:06:19.14	20		0:33:19.42	+0:05:51.41
31	1086	ROBINSON Dave Knolly Bikes		0:15:12.37	30	0:05:52.50	33	0:05:43.59	33	0:06:32.70	32		0:33:21.16	+0:05:53.15
32	1098	TESTROETE Eric BCpov, NOBL Wheels		0:15:04.50	28	0:06:05.25	39	0:05:38.68	29	0:06:36.95	35		0:33:25.38	+0:05:57.37
33	1063	ISBERG Joseph		0:16:03.16	44	0:05:35.78	26	0:05:34.56	26	0:06:38.42	36		0:33:51.92	+0:06:23.91
34	1081	OLLIER Nic		0:15:32.46	36	0:05:54.70	34	0:05:44.81	34	0:06:44.59	39		0:33:56.56	+0:06:28.55
35	1104	WEEKS David		0:15:28.11	35	0:06:14.27	42	0:05:58.92	45	0:06:24.99	23		0:34:06.29	+0:06:38.28
36	1094	STANNARD Campbell Aussie Battlers		0:15:18.81	32	0:06:08.95	40	0:05:45.61	35	0:06:53.03	41		0:34:06.40	+0:06:38.39
37	1050	COOPER Matthew Alba Distribution		0:15:56.17	42	0:05:56.36	35	0:05:34.24	25	0:06:40.30	37		0:34:07.07	+0:06:39.06
38	1061	HURSH Adam		0:15:54.33	40	0:06:12.06	41	0:05:48.00	36	0:06:25.91	24		0:34:20.30	+0:06:52.29

Bell Helmets Canadian Open Challenger

Whistler, Canada
August 11, 2018

RESULTS OVERALL

Pos	Plate	Name Team	Nat EWS number	Stage 1	Pos	Stage 2	Pos	Stage 3	Pos	Stage 4	Pos	Penalties	Time	Gap
MEN Senior 21-39														
39	1043	BURGERS Thiago		0:15:34.29	37	0:05:48.27	30	0:06:37.42	55	0:06:29.90	27		0:34:29.88	+0:07:01.87
40	1060	GOLTZ Cameron Reflex supplements Squamish		0:17:10.64	55	0:05:32.43	21	0:05:31.68	23	0:06:19.16	21		0:34:33.91	+0:07:05.90
41	1040	BLUCHER Trent		0:15:26.00	34	0:06:21.08	47	0:06:01.82	47	0:06:55.23	44		0:34:44.13	+0:07:16.12
42	1120	CARRINO Andrea		0:15:54.86	41	0:06:18.99	46	0:05:39.48	30	0:06:57.53	46		0:34:50.86	+0:07:22.85
43	1092	SCHROCK Kelby TMT-EB		0:15:42.64	38	0:06:00.79	37	0:06:14.64	50	0:07:01.58	48		0:34:59.65	+0:07:31.64
44	1055	EYRE Phillip		0:15:50.01	39	0:06:15.65	43	0:05:57.41	44	0:06:58.54	47		0:35:01.61	+0:07:33.60
45	1046	CHAPMAN Kyle		0:16:38.12	48	0:06:03.98	38	0:05:52.25	38	0:06:41.30	38		0:35:15.65	+0:07:47.64
46	1058	GEORGE Thomas Bike Doctor Saskatoon, Giant Bicycles		0:15:58.67	43	0:06:17.60	45	0:05:55.47	42	0:07:18.33	53		0:35:30.07	+0:08:02.06
47	1080	O'CONNOR Jobe		0:16:20.11	46	0:06:27.20	50	0:05:54.16	40	0:06:55.94	45		0:35:37.41	+0:08:09.40
48	1078	NORCROSS Grant		0:16:25.15	47	0:06:22.04	48	0:05:56.58	43	0:07:04.17	51		0:35:47.94	+0:08:19.93
49	1091	SAVAGE Cameron		0:16:20.06	45	0:06:43.19	54	0:06:05.67	49	0:06:53.46	42		0:36:02.38	+0:08:34.37
50	1100	TRÝZNA Aleš		0:16:42.26	49	0:06:36.95	51	0:05:52.29	39	0:07:02.66	50		0:36:14.16	+0:08:46.15
51	1096	SWINTON Ross		0:16:59.87	53	0:06:42.99	52	0:05:55.15	41	0:07:14.13	52		0:36:52.14	+0:09:24.13
52	1045	CHAMBERS Ben		0:16:49.61	51	0:06:16.39	44	0:06:21.27	53	0:07:55.76	59		0:37:23.03	+0:09:55.02
53	1039	BENITEZ Steven		0:16:53.68	52	0:06:43.01	53	0:06:33.45	54	0:07:28.75	55		0:37:38.89	+0:10:10.88
54	1053	DIAZ ZORRILLA Samuel Bike Logistics		0:17:01.93	54	0:06:52.23	55	0:06:51.86	56	0:07:25.46	54		0:38:11.48	+0:10:43.47















Bell Helmets Canadian Open Challenger

Whistler, Canada
August 11, 2018
















RESULTS OVERALL

Pos	Plate	Name Team	Nat EWS number	Stage 1	Pos	Stage 2	Pos	Stage 3	Pos	Stage 4	Pos	Penalties	Time	Gap
MEN Senior 21-39														
55	1069	LUELO Jason Ryno Power		0:16:46.76	50	0:08:40.36	59	0:07:06.36	59	0:06:49.11	40		0:39:22.59	+0:11:54.58
56	1099	TIRADO SALAS Jose Vicente		0:17:34.44	58	0:06:56.11	56	0:07:07.92	60	0:07:51.33	58		0:39:29.80	+0:12:01.79
57	1033	ABEL Derek		0:17:23.13	57	0:09:01.28	60	0:06:16.60	51	0:07:02.13	49		0:39:43.14	+0:12:15.13
58	1088	RODRIGUEZ Daniel TMT-EB		0:20:14.82	61	0:06:22.71	49	0:06:20.52	52	0:07:44.40	57		0:40:42.45	+0:13:14.44
59	1103	WEBB Michael		0:19:10.54	59	0:07:44.06	57	0:06:56.40	57	0:07:32.95	56		0:41:23.95	+0:13:55.94
60	1090	RUIZ Andres TMT-EB		0:19:16.89	60	0:07:51.33	58	0:06:59.66	58	0:08:32.92	61		0:42:40.80	+0:15:12.79
61	1073	MEDINA Tony Australian Defence Force		0:20:25.07	62	0:09:17.41	61	0:07:51.89	61	0:08:13.91	60		0:45:48.28	+0:18:20.27
62	1101	VINSON Christopher TMT-EB		0:22:15.41	63	0:09:25.47	62	0:09:36.05	63	0:09:55.55	63		0:51:12.48	+0:23:44.47
63	1068	LUCKIE Scott		0:24:23.45	65	0:11:40.27	63	0:09:02.96	62	0:09:22.28	62		0:54:28.96	+0:27:00.95
DNF	1072	MCLAUGHLIN Patrick		0:17:17.22	56									
DNF	1070	MAKEPEACE Ross		0:22:26.32	64									
DNF	1064	LEBOSO RUIZ Martin Golpe de Pedal		0:44:46.76	66									
DNS	1076	MORAN Jacques												
DNS	1093	SEYWELL James												
DNS	1034	ASURMENDI Aitor												

RESULTS OVERALL

Pos	Plate	Name Team	Nat EWS number	Stage 1	Pos	Stage 2	Pos	Stage 3	Pos	Stage 4	Pos	Penalties	Time	Gap
MEN U21 17-20														
1	2003	FOGOLIN Reilly		<u>0:12:49.75</u>	1	<u>0:04:44.26</u>	1	<u>0:04:44.11</u>	1	<u>0:05:54.11</u>	1		0:28:12.23	
2	2004	LINNEMANN Sylas FSA, DVO Suspension, Magura,		0:13:49.45	2	0:05:10.71	2	0:05:11.31	2	0:06:13.65	2		0:30:25.12	+0:02:12.89
DNS	2002	EDWARDS Max MEC / Intense / RaceFace / Smith												
DNS	2005	MCLEAN Sean LifeSport												
MEN Youth 13-14														
1	2012	HO Wei Tien Trek		<u>0:13:27.19</u>	1	<u>0:04:41.17</u>	1	0:05:06.00	2	0:05:48.00	2		0:29:02.36	
2	2010	GOLDSTONE Jackson Trek, Fox, Oakley, Pinkbike		0:13:44.95	2	0:04:59.45	2	<u>0:05:01.50</u>	1	<u>0:05:42.33</u>	1		0:29:28.23	+0:00:25.87
3	2009	GAUTREY Mason		0:15:04.34	5	0:05:13.71	4	0:05:18.59	3	0:05:58.62	3		0:31:35.26	+0:02:32.90
4	2008	CURRAN Tristan Evolution Whistler		0:14:20.47	3	0:05:46.24	6	0:05:35.62	4	0:06:22.28	5		0:32:04.61	+0:03:02.25
5	2013	STINSON Cole Gravity MTB Development Race		0:14:59.43	4	0:05:32.34	5	0:05:42.77	6	0:06:44.70	7		0:32:59.24	+0:03:56.88
6	2007	BAYLIFFE Aiden		0:15:57.64	6	0:06:13.91	7	0:05:55.06	7	0:06:27.35	6		0:34:33.96	+0:05:31.60
7	2006	BAGGOTT Jacob Rundle Mountain Cycling Club - RMCC		0:16:13.09	7	0:06:23.76	8	0:05:39.45	5	0:06:55.15	8		0:35:11.45	+0:06:09.09
8	2011	GOGUEN Marcus		0:16:35.86	8	0:05:07.70	3	0:07:45.79	8	0:06:09.88	4		0:35:39.23	+0:06:36.87
MEN Youth 15-16														
1	2022	MCCONVILLE Milton Blueprint Athlete Development, Kinetik		<u>0:12:49.64</u>	1	<u>0:04:41.26</u>	1	<u>0:04:34.63</u>	1	<u>0:05:43.39</u>	1		0:27:48.92	
2	2014	ABRAHAM Neve Strand Training Development Team		0:13:03.34	2	0:04:43.08	2	0:04:57.30	2	0:05:53.02	3		0:28:36.74	+0:00:47.82

RESULTS OVERALL

Pos	Plate	Name Team	Nat EWS number	Stage 1	Pos	Stage 2	Pos	Stage 3	Pos	Stage 4	Pos	Penalties	Time	Gap
MEN Youth 15-16														
3	2020	HELLY Johnathan		0:13:29.44	3	0:04:59.29	3	0:05:01.89	3	0:05:50.25	2		0:29:20.87	+0:01:31.95
4	2024	MERRILL Triston Habitat, Yeti, TLD		0:13:58.81	4	0:05:19.49	6	0:05:12.01	4	0:06:20.53	7		0:30:50.84	+0:03:01.92
5	2027	TUCKER Jaden		0:14:24.44	5	0:05:13.95	5	0:05:14.28	5	0:06:03.34	4		0:30:56.01	+0:03:07.09
6	2018	FOGOLIN Brady		0:15:40.72	10	0:05:13.23	4	0:05:21.22	6	0:06:15.94	5		0:32:31.11	+0:04:42.19
7	2015	CHARLTON Jack Trek Bikes		0:14:39.92	6	0:06:09.01	12	0:05:27.02	7	0:06:19.19	6		0:32:35.14	+0:04:46.22
8	2016	DAY Sam Bend Endurance Academy		0:15:08.08	8	0:05:50.80	9	0:05:42.58	9	0:06:28.90	9		0:33:10.36	+0:05:21.44
9	2025	NETTLETON Connor Gravity MTB Development Team		0:15:05.77	7	0:05:48.93	8	0:05:49.64	12	0:06:45.68	12		0:33:30.02	+0:05:41.10
10	2021	JEWETT Austin Woodside Beasts		0:15:09.29	9	0:05:56.72	10	0:05:46.11	11	0:06:46.71	13		0:33:38.83	+0:05:49.91
11	2017	FISH Nelson		0:16:12.32	13	0:05:48.20	7	0:05:34.36	8	0:06:25.31	8		0:34:00.19	+0:06:11.27
12	2026	RICHARDSON Connor		0:15:58.44	11	0:06:10.43	13	0:05:45.11	10	0:06:42.94	11		0:34:36.92	+0:06:48.00
13	2023	MCINTOSH Ryan Evolution		0:16:00.00	12	0:05:59.91	11	0:06:03.13	13	0:06:41.09	10		0:34:44.13	+0:06:55.21
WOMEN Master 35+														
1	1111	TINSTMAN Amber Intense		<u>0:15:41.75</u>	<u>1</u>	0:06:39.07	2	0:06:18.58	3	<u>0:07:00.14</u>	<u>1</u>		0:35:39.54	
2	1112	VORACEK Veronika Republic Bikes		0:16:38.97	2	<u>0:06:33.27</u>	<u>1</u>	<u>0:06:03.30</u>	<u>1</u>	0:07:01.25	2		0:36:16.79	+0:00:37.25
3	1110	SZAJCZ Marissa Team Arbutus		0:16:47.63	3	0:06:45.52	3	0:06:09.10	2	0:07:35.73	5		0:37:17.98	+0:01:38.44
4	1106	JEFFREY Jaclyn Knolly Bikes		0:18:31.95	5	0:07:00.99	4	0:06:48.00	4	0:07:34.81	3		0:39:55.75	+0:04:16.21





RESULTS OVERALL

Pos	Plate	Name Team	Nat EWS number	Stage 1	Pos	Stage 2	Pos	Stage 3	Pos	Stage 4	Pos	Penalties	Time	Gap
WOMEN Master 35+														
5	1109	SHOUBRIDGE Jessica Knolly Bikes		0:17:56.57	4	0:07:29.38	6	0:07:15.06	5	0:07:35.60	4		0:40:16.61	+0:04:37.07
6	1108	MCHUGH Rowena		0:18:58.07	6	0:07:28.33	5	0:07:24.96	6	0:07:43.00	6		0:41:34.36	+0:05:54.82
7	1107	LUCJAN Charlene Dirty Broke		0:22:06.32	7	0:09:34.95	7	0:08:31.89	7	0:08:12.82	7		0:48:25.98	+0:12:46.44
WOMEN Senior 21-34														
1	1115	FLOYD Noelle		<u>0:16:18.00</u>	1	<u>0:06:26.00</u>	1	0:06:27.79	3	0:08:04.73	6		0:37:16.52	
2	1118	SHOOK Sam Team Arbutus		0:17:15.38	2	0:07:00.61	2	<u>0:06:20.51</u>	1	0:07:30.84	2		0:38:07.34	+0:00:50.82
3	1113	ALTES VIRGILI Cristina		0:17:32.43	3	0:07:16.32	5	0:06:23.54	2	0:07:31.37	3		0:38:43.66	+0:01:27.14
4	1117	PENROSE Melissa		0:18:11.25	4	0:07:06.18	3	0:06:37.35	4	<u>0:07:29.13</u>	1		0:39:23.91	+0:02:07.39
5	1116	MCGILLIVRAY Nicole		0:19:02.57	5	0:08:31.37	6	0:08:30.00	6	0:07:31.95	4		0:43:35.89	+0:06:19.37
6	1114	BENITEZ Darlene		0:23:59.67	6	0:10:31.18	7	0:09:58.32	7	0:10:03.73	7		0:54:32.90	+0:17:16.38
7	1119	SZKRABA Anna		0:42:03.87	7	0:07:12.81	4	0:06:44.47	5	0:07:34.14	5		1:03:35.29	+0:26:18.77
WOMEN U21 17-20														
1	2029	NAUGHTON Isabella Pivot/Stans		<u>0:15:04.36</u>	1	<u>0:06:09.73</u>	1	<u>0:05:46.32</u>	1	<u>0:06:32.95</u>	1		0:33:33.36	
2	2028	ERTEL Amy Juliana Bicycles		0:18:25.49	2	0:07:46.29	2	0:07:05.61	2	0:08:21.56	2		0:41:38.95	+0:08:05.59
WOMEN Youth 13-16														
1	2031	LAFRENIERE Kaila Tag summit sports		<u>0:15:15.01</u>	1	<u>0:05:54.51</u>	1	<u>0:05:28.55</u>	1	<u>0:06:43.30</u>	1		0:33:21.37	

Bell Helmets Canadian Open Challenger

Whistler, Canada
August 11, 2018

RESULTS OVERALL

Pos	Plate	Name Team	Nat EWS number	Stage 1	Pos	Stage 2	Pos	Stage 3	Pos	Stage 4	Pos	Penalties	Time	Gap
WOMEN Youth 13-16														
2	2032	LAN Emmy GravityMTB, Trail Bicycles		0:15:37.99	2	0:06:05.05	2	0:06:05.12	2	0:06:53.40	2		0:34:41.56	+0:01:20.19
3	2034	SCHENK Robyn		0:17:05.36	3	0:06:30.78	3	0:06:59.05	5	0:07:12.63	5		0:37:47.82	+0:04:26.45
4	2033	PASCUAL Teigen		0:17:34.44	4	0:06:50.71	4	0:06:31.83	3	0:07:10.45	4		0:38:07.43	+0:04:46.06
5	2030	GOLDSTONE Bailey Julianna, Sombrio, FiveTen		1:04:41.76	5	0:08:32.37	5	0:06:49.25	4	0:07:01.63	3		1:27:05.01	+0:53:43.64