

Crankworx Canadian Open Enduro presented by Specialized

Whistler, Canada
August 13, 2017

RESULTS OVERALL

Pos	Plate	Name Team	Nat EMBA	Stage 1 Stage 5	Pos Pos	Stage 2	Pos	Stage 3	Pos	Stage 4	Pos	Penalties	Time	Gap
MEN														
1	9	MELAMED Jesse Rocky Mountain Urge BP	 CAN.MELJ.1992	0:16:57.27 0:07:52.26	2 6	<u>0:05:47.25</u>	1	<u>0:04:28.35</u>	1	<u>0:08:47.03</u>	1		0:43:52.16	
2	13	HILL Sam Chain Reaction Cycles Mavic	 AUS.HILS.1985	0:16:39.29 0:07:52.68	1 7	0:06:02.75	8	0:04:30.32	2	0:09:01.97	2		0:44:07.01	+0:00:14.85
3	12	SCOTT Mark Santa Cruz x SRAM	 GBR.SCOM.1993	0:17:05.83 0:07:53.37	4 9	0:05:59.13	2	0:04:42.08	8	0:09:14.33	8		0:44:54.74	+0:01:02.58
4	14	WALLNER Robin Ibis Cycles Enduro Race Team	 SWE.WALR.1988	0:17:03.10 0:07:54.30	3 10	0:06:01.76	5	0:04:52.06	26	0:09:10.38	5		0:45:01.60	+0:01:09.44
5	15	GAUVIN Remi Rocky Mountain Urge BP	 CAN.GAUR.1992	0:17:20.83 0:07:43.19	8 2	0:06:02.64	7	0:04:44.97	11	0:09:19.49	15		0:45:11.12	+0:01:18.96
6	21	DAILLY Adrien Lapierre	 FRA.DAIA.1996	0:17:23.57 0:07:50.41	10 5	0:06:12.99	17	0:04:41.74	5	0:09:10.55	6		0:45:19.26	+0:01:27.10
7	16	BARELLI Yoann Commençal Vallnord Enduro Team	 FRA.BARY.1985	0:17:26.22 0:07:52.68	12 7	0:06:06.25	12	0:04:49.20	17	0:09:09.63	4		0:45:23.98	+0:01:31.82
8	3	CLEMENTZ Jerome Cannondale	 FRA.CLEJ.1984	0:17:13.65 0:07:58.39	5 16	0:06:02.51	6	0:04:49.49	18	0:09:22.78	18		0:45:26.82	+0:01:34.66
9	29	NATION Joseph NZL.NATJ.1989	 NZL.NATJ.1989	0:17:15.30 0:07:57.98	6 15	0:06:09.20	16	0:04:50.84	20	0:09:24.40	21		0:45:37.72	+0:01:45.56
10	54	BLENKINSOP Sam NZL.BLES.1988	 NZL.BLES.1988	0:17:21.21 0:07:45.35	9 3	0:06:20.07	25	0:04:47.66	15	0:09:23.53	19		0:45:37.82	+0:01:45.66
11	27	OSBORNE Marco Cannondale	 USA.OSBM.1992	0:17:28.23 0:07:54.92	13 11	0:06:05.50	11	0:04:48.46	16	0:09:21.12	16		0:45:38.23	+0:01:46.07
12	1	RUDE Richie Yeti Fox Shox	 USA.RUDR.1995	0:17:32.98 <u>0:07:37.16</u>	16 1	0:06:22.92	26	0:05:00.79	43	0:09:06.34	3		0:45:40.19	+0:01:48.03
13	7	CALLAGHAN Greg Cube Action Team	 IRL.CALG.1991	0:17:31.79 0:08:01.71	15 18	0:06:03.35	10	0:04:41.97	7	0:09:22.68	17		0:45:41.50	+0:01:49.34
14	2	OTON Damien Devinci Global Racing	 FRA.OTOD.1987	0:17:41.12 0:07:56.01	18 12	0:06:07.59	13	0:04:49.78	19	0:09:11.79	7		0:45:46.29	+0:01:54.13
15	24	LAPEYRIE Thomas SUNN	 FRA.LAPT.1990	0:17:25.70 0:08:07.77	11 28	0:06:01.31	4	0:04:44.72	10	0:09:29.48	26		0:45:48.98	+0:01:56.82
16	23	BARNES Joe Canyon Factory Enduro Team	 GBR.BARJ.1989	0:17:47.96 0:08:03.61	23 20	0:06:08.68	14	0:04:51.25	22	0:09:17.87	11		0:46:09.37	+0:02:17.21



Crankworx Canadian Open Enduro presented by Specialized

Whistler, Canada
August 13, 2017














RESULTS OVERALL

Pos	Plate	Name Team	Nat EMBA	Stage 1 Stage 5	Pos	Stage 2 Pos	Pos	Stage 3	Pos	Stage 4	Pos	Penalties	Time	Gap
MEN														
17	39	VEZINA McKay Giant Factory Off-Road Team	CAN.VEZM.1995	0:17:49.56 0:07:49.30	24 4	0:06:16.92	21	0:04:46.44	14	0:09:34.91	32		0:46:17.13	+0:02:24.97
18	6	NICOLAI Florian Rocky Mountain Urge BP	FRA.NICF.1993	0:18:07.33 0:07:56.02	32 13	0:06:08.82	15	0:04:41.22	4	0:09:29.44	25		0:46:22.83	+0:02:30.67
19	33	CLAQUIN Sebastien Rocky Mountain Urge BP	FRA.CLAS.1996	0:18:02.32 0:07:59.22	28 17	0:06:16.39	20	0:04:41.82	6	0:09:24.47	22		0:46:24.22	+0:02:32.06
20	26	BUCHANAN Lewis Trek Factory Racing	GBR.BUCL.1993	0:17:58.23 0:08:01.71	27 18	0:06:17.90	24	0:04:51.22	21	0:09:18.81	14		0:46:27.87	+0:02:35.71
21	30	JOHANSEN Zakarias Blom Ibis Cycles Enduro Race Team	NOR.JOHZ.1992	0:17:30.95 0:08:10.65	14 32	0:06:14.87	18	0:04:54.12	27	0:09:38.91	34		0:46:29.50	+0:02:37.34
22	28	LEOV Justin Canyon Factory Enduro Team	NZL.LEOJ.1984	0:17:42.89 0:08:05.24	19 24	0:06:15.44	19	0:04:57.95	34	0:09:39.58	35		0:46:41.10	+0:02:48.94
23	18	GALY Theo Devinci Global Racing	FRA.GALT.1990	0:17:56.26 0:08:06.93	26 26	0:06:17.85	23	0:04:56.36	29	0:09:28.03	24		0:46:45.43	+0:02:53.27
24	17	CURE Alexandre BH-Miranda Racing Team	FRA.CURA.1993	0:18:19.94 0:08:08.84	37 30	0:06:17.37	22	0:04:45.39	13	0:09:14.86	9		0:46:46.40	+0:02:54.24
25	10	CARLSON Josh Giant Factory Off-Road Team	AUS.CARJ.1986	0:17:44.27 0:07:56.93	21 14	0:06:39.08	53	0:04:56.44	31	0:09:32.48	29		0:46:49.20	+0:02:57.04
26	19	ABSALON Remy Scott SR Suntour Enduro	FRA.ABSR.1984	0:17:51.99 0:08:04.41	25 22	0:06:27.41	35	0:04:56.97	32	0:09:31.04	27		0:46:51.82	+0:02:59.66
27	81	JOHNSTON Chris NZL.JOHC.1985	NZL.JOHC.1985	0:17:43.65 0:09:08.79	20 97	0:06:03.06	9	0:04:45.06	12	0:09:15.47	10		0:46:56.03	+0:03:03.87
28	52	PERSAK Vid Team Dorrong Enduro	SLO.PERV.1996	0:18:23.25 0:08:12.58	40 35	0:06:25.15	28	0:04:51.86	25	0:09:18.07	12		0:47:10.91	+0:03:18.75
29	95	CHAPMAN Rupert NZL.CHAR.1992	NZL.CHAR.1992	0:18:06.70 0:08:16.36	31 39	0:06:31.08	41	0:04:58.06	35	0:09:38.06	33		0:47:30.26	+0:03:38.10
30	37	GARAY Iago Santa Cruz x SRAM	ESP.GARI.1991	0:18:18.79 0:08:07.06	35 27	0:06:26.64	32	0:04:51.57	24	0:09:47.80	42		0:47:31.86	+0:03:39.70
31	45	BRYCELAND Josh GBR.BRYJ.1990	GBR.BRYJ.1990	0:18:04.15 0:08:24.80	30 51	0:06:31.88	44	0:04:57.63	33	0:09:33.89	31		0:47:32.35	+0:03:40.19
32	301	BEER Matthew CAN.BEER.1990	CAN.BEER.1990	0:19:00.97 0:08:04.62	58 23	0:06:27.49	36	0:04:44.21	9	0:09:18.43	13		0:47:35.72	+0:03:43.56

Crankworx Canadian Open Enduro presented by Specialized

Whistler, Canada
August 13, 2017

RESULTS OVERALL

Pos	Plate	Name Team	Nat EMBA	Stage 1 Stage 5	Pos Pos	Stage 2	Pos	Stage 3	Pos	Stage 4	Pos	Penalties	Time	Gap
MEN														
33	32	MASTERS Wyn GT Factory Racing	 NZL.MASW.1987	0:18:03.80 0:08:08.11	29 29	0:06:33.19	45	0:05:07.47	57	0:09:46.15	41		0:47:38.72	+0:03:46.56
34	31	CHAPUIS Maxime	 SUI.CHAM.1994	0:18:20.78 0:08:06.87	39 25	0:06:35.49	47	0:05:13.51	69	0:09:24.14	20		0:47:40.79	+0:03:48.63
35	73	GUTHRIE Evan	 CAN.GUTE.1991	0:18:14.77 0:08:26.67	33 54	0:06:27.40	34	0:04:58.86	37	0:09:33.62	30		0:47:41.32	+0:03:49.16
36	56	HALL James	 AUS.HALJ.1984	0:18:17.87 0:08:16.82	34 42	0:06:29.05	37	0:05:01.42	44	0:09:52.25	46		0:47:57.41	+0:04:05.25
37	75	BUTTON Josh	 AUS.BUTJ.1989	0:18:36.18 0:08:10.60	50 31	0:06:31.38	43	0:05:03.69	47	0:09:44.10	38		0:48:05.95	+0:04:13.79
38	38	RAIMONDI Matteo GB Rifar Mondraker Team	 ITA.RAIM.1995	0:18:36.24 0:08:21.70	51 46	0:06:29.88	38	0:04:59.80	41	0:09:44.96	40		0:48:12.58	+0:04:20.42
39	67	DICKSON Stu Devinci Global Racing	 CAN.DICS.1995	0:18:28.61 0:08:29.38	44 58	0:06:36.17	49	0:05:02.51	46	0:09:48.11	43		0:48:24.78	+0:04:32.62
40	35	MIQUEL Kevin Commençal Vallnord Enduro Team	 FRA.MIQK.1991	0:19:10.30 0:08:23.63	63 48	0:06:31.35	42	0:04:51.55	23	0:09:31.68	28		0:48:28.51	+0:04:36.35
41	64	EVANS Craig	 GBR.EVAC.1991	0:18:30.92 0:08:25.39	46 52	0:06:40.62	56	0:05:06.74	54	0:09:44.94	39		0:48:28.61	+0:04:36.45
42	44	RAVANEL Cedric Commençal Vallnord Enduro Team	 FRA.RAVC.1978	0:18:24.43 0:08:19.03	41 44	0:06:45.29	61	0:05:05.65	53	0:09:54.39	49		0:48:28.79	+0:04:36.63
43	42	FERREIRO Toni	 ESP.FERT.1990	0:18:19.38 0:08:16.80	36 41	0:06:49.51	65	0:05:07.87	58	0:09:55.75	52		0:48:29.31	+0:04:37.15
44	72	STROBEL Luke	 USA.STRL.1986	0:18:20.76 0:08:24.56	38 50	0:06:43.16	60	0:05:04.47	49	0:10:00.86	61		0:48:33.81	+0:04:41.65
45	91	BENOIT Clement	 FRA.BENC.1991	0:18:27.76 0:08:38.16	43 69	0:06:35.80	48	0:04:58.92	38	0:09:54.84	50		0:48:35.48	+0:04:43.32
46	58	NEER Shawn Yeti Fox Shox	 USA.NEES.1991	0:18:31.20 0:08:15.79	48 38	0:06:36.75	50	0:05:16.54	78	0:10:00.08	58		0:48:40.36	+0:04:48.20
47	108	WIGHT Spencer	 CAN.WIGS.1995	0:18:56.59 0:08:20.45	56 45	0:06:26.61	31	0:05:07.29	56	0:09:49.90	45		0:48:40.84	+0:04:48.68
48	86	GALLAGHER Kenta Polygon UR	 GBR.GALK.1992	0:18:57.17 0:08:23.84	57 49	0:06:41.03	58	0:04:59.44	40	0:09:41.34	37		0:48:42.82	+0:04:50.66

Crankworx Canadian Open Enduro presented by Specialized

Whistler, Canada
August 13, 2017

RESULTS OVERALL

Pos	Plate	Name Team	Nat EMBA	Stage 1 Stage 5	Pos Pos	Stage 2	Pos	Stage 3	Pos	Stage 4	Pos	Penalties	Time	Gap
MEN														
49	90	GARCIA Tom	 FRA.GART.1990	0:18:32.46 0:08:31.74	49 64	0:06:39.78	54	0:04:58.37	36	0:10:03.04	63		0:48:45.39	+0:04:53.23
50	92	WOLSKY Dylan	 AUS.WOLD.1983	0:18:52.94 0:08:29.79	54 60	0:06:24.80	27	0:04:59.84	42	0:09:59.91	55		0:48:47.28	+0:04:55.12
51	43	GAILLOT Baptiste	 FRA.GAIB.1991	0:19:12.17 0:08:14.51	65 37	0:06:25.92	30	0:04:55.70	28	0:10:00.58	59		0:48:48.88	+0:04:56.72
52	77	GAYTON Shane	 AUS.GAYS.1982	0:18:43.71 0:08:18.93	52 43	0:06:41.02	57	0:05:09.93	60	0:09:55.53	51		0:48:49.12	+0:04:56.96
53	63	MOYNIHAN Liam	 GBR.MOYL.1991	0:18:31.19 0:08:30.42	47 62	0:06:41.55	59	0:05:11.69	64	0:10:09.39	68		0:49:04.24	+0:05:12.08
54	49	BRETAS Andre	 BRA.BREA.1987	0:19:29.10 0:08:14.21	74 36	0:06:29.91	39	0:05:04.89	51	0:09:48.50	44		0:49:06.61	+0:05:14.45
55	93	JACKSON Lee	 CAN.JACL.1995	0:19:09.89 0:08:12.53	61 34	0:06:34.59	46	0:05:13.07	67	0:09:58.43	53		0:49:08.51	+0:05:16.35
56	71	HAMILTON Jeremy	 AUS.HAMJ.1988	0:18:56.22 0:08:30.86	55 63	0:06:37.54	51	0:05:11.22	63	0:09:53.37	47		0:49:09.21	+0:05:17.05
57	82	PROCHYRA Jordan	 AUS.PROJ.1994	0:19:14.26 0:08:32.08	67 66	0:06:52.14	69	0:05:05.43	52	0:09:40.93	36		0:49:24.84	+0:05:32.68
58	41	WOLFE Daniel	 IRL.WOLD.1988	0:19:15.93 0:08:16.78	69 40	0:06:39.82	55	0:05:07.11	55	0:10:06.05	66		0:49:25.69	+0:05:33.53
59	50	SHIRLEY James	 GBR.SHIJ.1989	0:19:03.02 0:08:27.78	59 55	0:06:53.92	72	0:05:04.57	50	0:09:59.95	56		0:49:29.24	+0:05:37.08
60	40	MASTER Eddie	 NZL.MASE.1989	0:21:00.24 0:08:04.33	111 21	0:06:25.46	29	0:04:56.36	29	0:09:25.95	23		0:49:52.34	+0:06:00.18
61	87	PUTZENLECHNER Leonhard	 GER.PUTL.1993	0:19:11.87 0:08:37.69	64 67	0:06:54.82	74	0:05:14.08	70	0:10:00.05	57		0:49:58.51	+0:06:06.35
62	76	MCGUINNESS Alexander	 USA.MCGA.1988	0:19:35.13 0:08:28.00	78 56	0:06:47.04	63	0:05:08.40	59	0:10:00.82	60		0:49:59.39	+0:06:07.23
63	309	MACFARLANE Conor	 AUS.MCF.1988	0:19:23.16 0:08:53.35	72 79	0:06:37.58	52	0:05:04.08	48	0:10:11.58	71		0:50:09.75	+0:06:17.59
64	55	CASADEI Nicola Team CMC Cycling Experience	 ITA.CASN.1989	0:18:51.02 0:08:48.32	53 72	0:07:08.69	85	0:05:15.64	77	0:10:14.64	74		0:50:18.31	+0:06:26.15



Crankworx Canadian Open Enduro presented by Specialized

Whistler, Canada
August 13, 2017



RESULTS OVERALL

Pos	Plate	Name Team	Nat EMBA	Stage 1 Stage 5	Pos Pos	Stage 2	Pos	Stage 3	Pos	Stage 4	Pos	Penalties	Time	Gap
MEN														
65	68	PRITCHARD Jimmy		0:19:08.76	60	0:06:56.89	78	0:05:26.89	100	0:10:17.94	79		0:50:28.35	+0:06:36.19
			NZL.PRIJ.1987	0:08:37.87	68									
66	99	BILLINGSLEY Kent DFT Racing		0:19:17.23	70	0:06:49.66	67	0:05:14.81	75	0:10:10.11	69		0:50:31.62	+0:06:39.46
			USA.BILK.1993	0:08:59.81	90									
67	65	TRABAC Elliot Scott SR Suntour Enduro		0:19:14.32	68	0:07:31.35	103	0:05:22.10	88	0:10:03.25	64		0:50:39.47	+0:06:47.31
			FRA.TRAE.1996	0:08:28.45	57									
68	102	STEPHENS Murray		0:19:10.05	62	0:06:47.62	64	0:05:10.92	62	0:10:01.83	62		0:50:41.42	+0:06:49.26
			AUS.STEM.1990	0:09:31.00	110									
69	304	RIDDLE Nathan		0:19:38.18	80	0:06:51.18	68	0:05:14.51	74	0:09:58.80	54		0:50:55.35	+0:07:03.19
				0:09:12.68	100									
70	308	THIBAUT Samuel		0:19:17.84	71	0:06:46.93	62	0:05:15.25	76	0:10:38.23	93		0:50:59.96	+0:07:07.80
				0:09:01.71	92									
71	96	MAUD David		0:19:46.24	84	0:07:00.27	79	0:05:17.83	79	0:10:08.31	67		0:51:04.99	+0:07:12.83
			AUS.MAUD.1990	0:08:52.34	76									
72	80	BROOKES Martyn		0:19:51.40	86	0:06:49.55	66	0:05:14.37	73	0:10:17.18	77		0:51:08.07	+0:07:15.91
			GBR.BROM.1987	0:08:55.57	81									
73	107	THEW Trevor		0:20:02.05	88	0:06:54.39	73	0:05:30.97	104	0:10:11.03	70		0:51:10.43	+0:07:18.27
			CAN.THET.1993	0:08:31.99	65									
74	146	FURBEE Nate		0:19:33.33	76	0:07:16.21	91	0:05:14.20	72	0:10:14.71	75		0:51:16.27	+0:07:24.11
			USA.FURN.1993	0:08:57.82	87									
75	112	EDGAR Brendon		0:18:30.08	45	0:08:29.70	126	0:05:34.38	110	0:10:14.41	73		0:51:18.18	+0:07:26.02
			CAN.EDGB.1985	0:08:29.61	59									
76	59	SHAW Sam		0:20:15.14	91	0:07:37.19	106	0:05:01.47	45	0:10:04.86	65		0:51:21.41	+0:07:29.25
			NZL.SHAS.1992	0:08:22.75	47									
77	70	LEWIS Joshua		0:19:42.20	82	0:07:04.07	81	0:05:24.75	96	0:10:28.28	88		0:51:31.92	+0:07:39.76
			GBR.LEWJ.1993	0:08:52.62	77									
78	124	HILLS Nate		0:19:48.47	85	0:07:03.32	80	0:05:23.70	92	0:10:28.49	89		0:51:35.66	+0:07:43.50
			USA.HILN.1976	0:08:51.68	74									
79	149	PRICE Adam		0:19:59.08	87	0:07:17.38	92	0:05:21.30	84	0:10:25.58	86		0:52:01.00	+0:08:08.84
			CAN.PRIA.1990	0:08:57.66	86									
80	94	FRENDO Mark		0:20:44.82	107	0:06:54.88	75	0:05:14.19	71	0:10:15.43	76		0:52:01.03	+0:08:08.87
			AUS.FREM.1985	0:08:51.71	75									



Crankworx Canadian Open Enduro presented by Specialized

Whistler, Canada
August 13, 2017



RESULTS OVERALL

Pos	Plate	Name Team	Nat EMBA	Stage 1 Stage 5	Pos Pos	Stage 2	Pos	Stage 3	Pos	Stage 4	Pos	Penalties	Time	Gap
MEN														
81	97	PICCHIOTTINO Cole		0:20:28.25	100	0:07:35.31	104	0:05:25.31	98	0:10:24.92	83		0:52:04.47	+0:08:12.31
			USA.PICC.1995	0:08:10.68	33									
82	78	CRANE Dylan		0:19:13.14	66	0:07:14.15	88	0:07:21.00	125	0:09:54.35	48		0:52:09.23	+0:08:17.07
			USA.CRAD.1995	0:08:26.59	53									
83	98	BRADSHAW Tom		0:20:46.01	108	0:06:52.94	70	0:05:20.82	83	0:10:25.03	84		0:52:20.33	+0:08:28.17
			NZL.BRAT.1993	0:08:55.53	80									
84	153	BOKRANTZ Jon		0:19:33.36	77	0:07:15.47	90	0:05:24.79	97	0:11:22.40	111		0:52:32.07	+0:08:39.91
			SWE.BOKJ.1988	0:08:56.05	83									
85	105	JONES Ajay		0:20:05.47	89	0:07:24.29	97	0:05:24.60	95	0:10:48.78	100		0:52:36.21	+0:08:44.05
			GBR.JONA.1985	0:08:53.07	78									
86	144	ENGLISH Davis		0:20:35.46	102	0:06:55.63	76	0:05:22.30	89	0:10:23.80	81		0:52:41.24	+0:08:49.08
			CAN.ENGD.1984	0:09:24.05	105									
87	141	LORETZ Jonas		0:20:21.47	94	0:07:11.73	86	0:05:25.89	99	0:10:37.00	91		0:52:46.13	+0:08:53.97
			SUI.LORJ.1993	0:09:10.04	98									
88	329	FARRER Rob		0:20:23.84	97	0:07:29.47	101	0:05:23.59	91	0:10:31.94	90		0:52:47.38	+0:08:55.22
				0:08:58.54	88									
89	306	CONTE Dylan		0:20:21.95	95	0:07:36.69	105	0:05:24.54	94	0:10:41.06	95		0:53:01.02	+0:09:08.86
				0:08:56.78	85									
90	106	PAYNE Richard		0:20:16.61	92	0:07:23.40	96	0:05:31.07	105	0:10:24.69	82		0:53:04.16	+0:09:12.00
			GBR.PAYR.1985	0:09:28.39	108									
91	109	RENNIE James		0:19:37.35	79	0:09:11.09	128	0:05:12.25	65	0:10:12.77	72		0:53:09.66	+0:09:17.50
			NZL.RENJ.1987	0:08:56.20	84									
92	132	EMERIAU Quentin Fuji Bikes		0:21:12.63	116	0:07:18.69	93	0:05:12.81	66	0:10:26.36	87		0:53:10.80	+0:09:18.64
			FRA.EMEQ.1986	0:09:00.31	91									
93	79	PRUDENCIO Nicolas		0:20:40.69	104	0:07:06.11	82	0:05:34.06	109	0:10:20.43	80	0:01:00.00	0:53:22.66	+0:09:30.50
			CHI.PRUN.1992	0:08:41.37	70									
94	131	DOTSENKO Paul		0:21:10.42	114	0:07:15.38	89	0:05:21.77	87	0:10:25.19	85		0:53:24.06	+0:09:31.90
			USA.DOTP.1987	0:09:11.30	99									
95	156	POLVERINO Blake		0:20:17.50	93	0:07:27.38	98	0:05:35.14	112	0:10:37.39	92		0:53:32.47	+0:09:40.31
			AUS.POLV.1993	0:09:35.06	113									
96	148	GREGORY Bryan		0:20:41.21	105	0:07:19.25	94	0:05:27.61	101	0:10:47.16	99		0:53:42.31	+0:09:50.15
			CAN.GREB.1995	0:09:27.08	107									



Crankworx Canadian Open Enduro presented by Specialized

Whistler, Canada
August 13, 2017



RESULTS OVERALL

Pos	Plate	Name Team	Nat EMBA	Stage 1 Stage 5	Pos Pos	Stage 2	Pos	Stage 3	Pos	Stage 4	Pos	Penalties	Time	Gap
MEN														
97	152	MCLEOD Leith		0:20:56.12	110	0:07:44.77	111	0:05:18.51	82	0:10:44.90	97		0:53:43.54	+0:09:51.38
			CAN.MCLL.1982	0:08:59.24	89									
98	117	CRAWFORD Takoda		0:20:32.50	101	0:07:06.44	83	0:05:22.54	90	0:10:40.56	94		0:53:48.28	+0:09:56.12
			CAN.CRAT.1995	0:10:06.24	120									
99	307	DAVIS Jackson		0:21:10.82	115	0:07:27.85	99	0:05:21.60	85	0:10:52.31	102		0:53:48.33	+0:09:56.17
				0:08:55.75	82									
100	130	MICHAELS Gus		0:20:43.09	106	0:07:37.65	108	0:05:38.35	114	0:11:10.03	109		0:54:16.25	+0:10:24.09
			USA.MICG.1991	0:09:07.13	95									
101	119	ROBERTSON Mike		0:21:17.68	117	0:07:20.41	95	0:05:29.37	103	0:10:46.42	98		0:54:20.19	+0:10:28.03
			NZL.ROBM.1988	0:09:26.31	106									
102	135	CHUBEY Mitch		0:20:08.52	90	0:07:53.21	116	0:05:21.76	86	0:10:57.70	103	0:01:00.00	0:54:38.75	+0:10:46.59
			CAN.CHUM.1989	0:09:17.56	102									
103	25	BORGES Jose BH-Miranda Racing Team		0:17:35.96	17	0:06:27.10	33	0:04:58.97	39	0:17:17.42	121		0:54:49.80	+0:10:57.64
			POR.BORJ.1990	0:08:30.35	61									
104	323	TAYLOR Mark		0:21:09.70	113	0:08:07.85	119	0:05:18.30	80	0:10:59.71	104		0:54:51.73	+0:10:59.57
				0:09:16.17	101									
105	322	DOBIE Aaron		0:20:25.29	98	0:07:30.09	102	0:05:18.33	81	0:12:38.77	118		0:54:56.96	+0:11:04.80
				0:09:04.48	93									
106	121	FRANCOGLIO Ulysse		0:22:45.21	128	0:07:07.97	84	0:05:24.14	93	0:10:50.65	101		0:54:58.85	+0:11:06.69
			FRA.FRAU.1990	0:08:50.88	73									
107	326	ROBSON Dexter		0:20:53.99	109	0:07:37.27	107	0:05:42.08	117	0:11:08.96	108		0:55:04.82	+0:11:12.66
				0:09:42.52	117									
108	319	CHALMERS Douglas		0:21:58.61	123	0:07:12.17	87	0:05:33.50	106	0:11:05.43	107		0:55:08.59	+0:11:16.43
				0:09:18.88	103									
109	311	GAETE CRUZ Euro Joaquin		0:22:13.53	125	0:07:28.37	100	0:05:37.73	113	0:10:41.18	96		0:55:09.09	+0:11:16.93
				0:09:08.28	96									
110	317	CORRIGAN Nate		0:21:34.88	120	0:07:53.47	117	0:05:38.45	115	0:11:03.75	105		0:55:39.39	+0:11:47.23
				0:09:28.84	109									
111	140	SMITH Jimmy		0:22:19.24	126	0:07:45.68	112	0:05:44.27	118	0:11:04.00	106		0:56:00.11	+0:12:07.95
			USA.SMIJ.1994	0:09:06.92	94									
112	118	BOWMAN Kyle		0:22:21.41	127	0:07:49.59	113	0:05:41.79	116	0:11:35.00	113		0:56:51.40	+0:12:59.24
			USA.BOWK.1996	0:09:23.61	104									



Crankworx Canadian Open Enduro presented by Specialized

Whistler, Canada
August 13, 2017



RESULTS OVERALL

Pos	Plate	Name Team	Nat EMBA	Stage 1 Stage 5	Pos Pos	Stage 2	Pos	Stage 3	Pos	Stage 4	Pos	Penalties	Time	Gap
MEN														
113	116	BOWMAN Nate		0:21:54.51	121	0:08:19.31	122	0:05:34.80	111	0:11:43.84	114		0:57:05.01	+0:13:12.85
			USA.BOWN.1996	0:09:32.55	111									
114	154	WILDING Tim		0:22:55.13	129	0:07:49.96	114	0:05:33.72	108	0:11:18.96	110		0:57:12.03	+0:13:19.87
			NZL.WILT.1983	0:09:34.26	112									
115	134	SMITH Dan		0:22:13.13	124	0:07:56.94	118	0:05:46.50	120	0:12:09.60	116		0:57:52.78	+0:14:00.62
			GBR.SMID.1992	0:09:46.61	119									
116	115	SIGNORELLI Gerry		0:21:26.38	119	0:07:53.00	115	0:05:54.15	121	0:13:02.61	120		0:57:57.26	+0:14:05.10
			USA.SIGG.1984	0:09:41.12	116									
117	62	MAY Ludovic		0:27:39.35	135	0:06:56.41	77	0:05:10.42	61	0:10:17.39	78		0:58:51.24	+0:14:59.08
			SUI.MAYL.1989	0:08:47.67	71									
118	126	GRANT Laird		0:23:53.12	131	0:08:21.79	123	0:05:56.06	122	0:11:34.24	112		0:59:29.45	+0:15:37.29
			USA.GRAL.1995	0:09:44.24	118									
119	316	O'SULLIVAN Karl		0:24:09.04	132	0:08:25.16	125	0:05:44.99	119	0:12:57.69	119		1:01:29.83	+0:17:37.67
				0:10:12.95	121									
120	137	TAYLOR Riley		0:23:05.08	130	0:09:05.88	127	0:06:20.30	124	0:12:27.77	117		1:01:58.90	+0:18:06.74
			AUS.TAYR.1994	0:10:59.87	122									
121	320	MATTHEWS Peter		0:21:57.17	122	0:08:08.15	120	0:05:33.61	107	0:19:12.29	122		1:04:30.82	+0:20:38.66
				0:09:39.60	114									
122	325	SMALLMAN Kevin		0:35:59.07	140	0:08:23.09	124	0:05:56.40	123	0:11:50.09	115		1:11:49.28	+0:27:57.12
				0:09:40.63	115									
DSQ	100	CHIANG Sheng Shan		0:29:01.88		0:06:17.15		0:05:15.97		0:16:01.25				
			TPE.CHIS.1994	0:08:08.31										
DNF	4	MAES Martin GT Factory Racing		0:17:19.51	7	0:05:59.84	3	0:04:37.24	3					
			BEL.MAEM.1997											
DNF	104	DAY Mike Giant Factory Off-Road Team		0:20:39.04	103	0:07:43.20	110	0:05:13.11	68					
			USA.DAYM.1984											
DNF	120	ALBERT Dan		0:20:22.08	96	0:08:16.00	121	0:05:28.23	102					
			USA.ALBD.1992											
DNF	34	KELLEY Cody Yeti Fox Shox		0:17:46.65	22	0:06:30.72	40							
			USA.KELC.1994											
DNF	60	MYSIK Milan		0:19:28.95	73	0:06:53.77	71							
			CZE.MYSM.1993											

RESULTS OVERALL

Pos	Plate	Name Team	Nat EMBA	Stage 1 Stage 5	Pos	Stage 2 Pos	Pos	Stage 3	Pos	Stage 4	Pos	Penalties	Time	Gap
DNF	110	JONES Vivian Forest of Dean Gravity Team	 GBR.JONV.1992	0:19:45.18	83	0:07:41.16	109							
DNF	46	HUTCHENS Chris	 GBR.HUTC.1989	0:19:40.02	81	0:10:15.92	129							
DNF	89	SCHUMANN Max	 GER.SCHM.1987	0:21:09.60	112	0:23:38.80	130							
DNF	66	FLOCKHART Sam	 GBR.FLOS.1993	0:18:26.69	42									
DNF	53	DAVIS Jubal Yeti Fox Shox	 USA.DAVJ.1990	0:19:33.07	75									
DNF	151	SKOGLAND Dan	 CAN.SKOD.1983	0:20:26.65	99									
DNF	302	CADHAM William	 CAN.SKOD.1983	0:21:17.69	118									
DNF	61	WILLIAMS Robert	 GBR.WILR.1990	0:24:43.71	133									
DNF	125	HENRICKSEN Philip	 CAN.HENP.1986	0:26:55.40	134									
DNF	313	BUFFAT Arnaud		0:28:06.42	136									
DNF	11	KEENE Curtis Specialized Racing	 USA.KEEC.1981	0:28:22.23	137									
DNF	48	PANOZZO Christopher	 AUS.PANC.1987	0:29:21.41	138									
DNF	84	DE COL Marco Team CMC Cycling Experience	 ITA.DECM.1993	0:31:22.06	139									
DNF	22	GRAVES Jared Specialized Racing	 AUS.GRAJ.1982											
DNF	83	OSTROSKI Peter	 USA.OSTP.1989											
DNF	36	WRIGHT Keegan	 NZL.WRIK.1996											



Crankworx Canadian Open Enduro presented by Specialized

Whistler, Canada
August 13, 2017



RESULTS OVERALL

Pos	Plate	Name Team	Nat EMBA	Stage 1 Stage 5	Pos Pos	Stage 2	Pos	Stage 3	Pos	Stage 4	Pos	Penalties	Time	Gap
MEN														
DNF	57	KANGAS Alexander												
			SWE.KANA.1990											
DNF	127	MITCHELL Thomas												
			GBR.MITT.1994											
DNF	145	NEVELSON Josh												
			USA.NEVJ.1992											
MEN Amateur														
1	831	LAYZELL Dylan		<u>0:19:30.59</u>	1	0:07:10.76	2	<u>0:05:07.37</u>	1	<u>0:09:54.36</u>	1		0:50:09.98	
				<u>0:08:26.90</u>	1									
2	802	SMITH Harrison		0:19:49.12	2	0:07:29.43	8	0:05:10.00	2	0:10:17.52	3		0:51:24.09	+0:01:14.11
				0:08:38.02	2									
3	806	TREMBLAY Jacob		0:19:53.89	3	<u>0:07:05.90</u>	1	0:05:12.75	3	0:10:29.44	7		0:51:40.89	+0:01:30.91
				0:08:58.91	3									
4	801	WILSON Craig		0:20:27.18	4	0:07:25.66	7	0:05:16.15	4	0:10:27.52	6		0:52:46.90	+0:02:36.92
				0:09:10.39	6									
5	843	LYONS Josh		0:20:36.70	5	0:07:37.29	12	0:05:22.86	6	0:10:13.62	2		0:53:07.73	+0:02:57.75
				0:09:17.26	8									
6	851	MCKAY Nathan		0:20:43.14	6	0:07:14.62	5	0:05:23.46	7	0:10:40.17	9		0:53:16.31	+0:03:06.33
				0:09:14.92	7									
7	827	RACINE Guillaume		0:21:16.91	11	0:07:14.57	4	0:05:29.68	9	0:10:21.99	5		0:53:55.81	+0:03:45.83
				0:09:32.66	12									
8	845	PONT Jeff		0:20:43.80	7	0:08:10.49	18	0:05:21.33	5	0:10:39.30	8		0:54:36.30	+0:04:26.32
				0:09:41.38	16									
9	847	KAZIMER Michael		0:21:17.51	12	0:07:23.64	6	0:05:35.04	12	0:10:48.80	11		0:54:49.32	+0:04:39.34
				0:09:44.33	18									
10	829	BARBER Nicholas		0:21:22.85	14	0:07:34.50	11	0:05:34.01	11	0:10:55.79	13		0:55:12.23	+0:05:02.25
				0:09:45.08	19									
11	846	ALLISON Mark		0:21:40.39	15	0:07:12.79	3	0:06:41.79	34	0:10:21.78	4		0:55:18.58	+0:05:08.60
				0:09:21.83	9									
12	828	GOODWIN Simon		0:20:51.61	8	0:07:44.50	14	0:05:38.96	15	0:11:03.25	15		0:55:19.54	+0:05:09.56
				0:10:01.22	25									



Crankworx Canadian Open Enduro presented by Specialized

Whistler, Canada
August 13, 2017



RESULTS OVERALL

Pos	Plate	Name Team	Nat EMBA	Stage 1 Stage 5	Pos Pos	Stage 2	Pos	Stage 3	Pos	Stage 4	Pos	Penalties	Time	Gap
MEN Amateur														
13	850	JONES Bob		0:21:43.75 0:09:52.12	16 22	0:07:33.99	10	0:05:28.76	8	0:10:44.02	10		0:55:22.64	+0:05:12.66
14	832	BUNBURY Bobby		0:21:16.48 0:09:40.71	10 15	0:07:47.91	15	0:05:42.06	17	0:11:18.92	19		0:55:46.08	+0:05:36.10
15	809	WOOLTORTON Liam		0:21:21.59 0:09:22.52	13 10	0:08:29.03	21	0:05:41.09	16	0:11:02.86	14		0:55:57.09	+0:05:47.11
16	824	GRILLET Fred		0:22:02.93 0:09:38.73	17 13	0:07:30.32	9	0:05:35.88	13	0:11:10.68	17		0:55:58.54	+0:05:48.56
17	822	COLEMAN Tim		0:21:11.21 0:09:39.63	9 14	0:07:55.05	16	0:05:42.37	18	0:11:44.88	22		0:56:13.14	+0:06:03.16
18	823	READY Vincent		0:23:43.12 0:09:03.06	21 4	0:08:00.05	17	0:05:37.08	14	0:10:52.33	12		0:57:15.64	+0:07:05.66
19	805	SINGER Zach		0:23:07.37 0:09:54.11	20 23	0:08:42.97	25	0:05:48.21	19	0:11:13.37	18		0:58:46.03	+0:08:36.05
20	817	WEBB Tom		0:22:44.99 0:09:27.15	19 11	0:08:39.62	23	0:06:02.27	22	0:12:01.62	24		0:58:55.65	+0:08:45.67
21	819	FRY Shaun		0:25:38.35 0:09:08.29	30 5	0:07:43.88	13	0:05:32.53	10	0:11:04.41	16		0:59:07.46	+0:08:57.48
22	808	HARWOOD Joel		0:23:52.96 0:09:48.40	22 21	0:08:12.60	19	0:05:51.51	20	0:11:45.18	23		0:59:30.65	+0:09:20.67
23	812	WEAMES James		0:24:06.71 0:09:42.06	24 17	0:08:25.50	20	0:05:53.56	21	0:11:26.25	20		0:59:34.08	+0:09:24.10
24	826	FOULKE Tobin		0:22:34.22 0:10:40.67	18 30	0:08:58.14	27	0:06:18.27	29	0:12:04.10	25		1:00:35.40	+0:10:25.42
25	825	SMILOV George		0:24:21.09 0:10:29.49	25 27	0:08:40.28	24	0:06:05.17	24	0:12:17.05	27		1:01:53.08	+0:11:43.10
26	811	SANCHES Andre		0:24:29.09 0:09:57.02	26 24	0:09:10.93	30	0:06:11.23	26	0:12:37.79	29		1:02:26.06	+0:12:16.08
27	834	HUMMEL Thomas		0:25:10.42 0:10:33.82	28 28	0:09:06.65	29	0:06:02.99	23	0:12:04.55	26		1:02:58.43	+0:12:48.45
28	815	BALL Micheal		0:23:59.64 0:10:34.00	23 29	0:08:57.06	26	0:06:07.53	25	0:13:21.74	33		1:02:59.97	+0:12:49.99



Crankworx Canadian Open Enduro presented by Specialized

Whistler, Canada
August 13, 2017



RESULTS OVERALL

Pos	Plate	Name Team	Nat EMBA	Stage 1 Stage 5	Pos Pos	Stage 2	Pos	Stage 3	Pos	Stage 4	Pos	Penalties	Time	Gap
MEN Amateur														
29	841	PINCHES Bryan		0:25:35.85 0:10:48.22	29 32	0:09:02.24	28	0:06:31.10	33	0:12:53.06	31		1:04:50.47	+0:14:40.49
30	839	SALLADAY Matt		0:25:50.86 0:10:47.35	32 31	0:09:26.48	31	0:06:25.67	32	0:12:43.40	30	0:01:00.00	1:06:13.76	+0:16:03.78
31	840	VERBOVEN Leroy		0:26:49.30 0:11:28.05	35 35	0:09:31.92	32	0:06:15.90	27	0:12:31.89	28		1:06:37.06	+0:16:27.08
32	852	CALAM Jeff		0:25:41.95 0:11:26.61	31 34	0:10:11.69	33	0:06:23.35	31	0:13:14.14	32		1:06:57.74	+0:16:47.76
33	835	DONALDSON Derek		0:26:45.84 0:10:26.20	34 26	0:11:32.67	36	0:07:22.94	36	0:13:42.09	35		1:09:49.74	+0:19:39.76
34	837	LONGMUIR Colin		0:26:24.19 0:10:56.39	33 33	0:10:33.61	34	0:06:20.47	30	0:13:38.85	34	0:05:00.00	1:12:53.51	+0:22:43.53
35	810	BOGNER Yuri		0:52:10.04 0:09:47.49	39 20	0:08:33.44	22	0:06:16.54	28	0:11:38.50	21		1:28:26.01	+0:38:16.03
36	836	ROSSET Jonathan		0:29:03.71 0:24:01.61	37 36	0:11:22.02	35	0:06:51.79	35	0:24:31.20	36		1:35:50.33	+0:45:40.35
DNF	838	FLINN Jacob		0:24:59.48	27									
DNF	833	MENY Nicolas		0:28:18.31	36									
DNF	848	DUPELLE Mathieu		0:34:34.03	38									
DNF	821	COURTNEY Luke												
MEN Master 40+														
1	721	RYAN Matt		0:19:17.80 0:08:35.04	2 2	<u>0:06:26.92</u>	1	<u>0:04:55.95</u>	1	0:09:47.83	2		0:49:03.54	
2	701	AMOUR Karim BH-Miranda Racing Team	 FRA.AMOK.1975	<u>0:19:16.25</u> <u>0:08:29.25</u>	1 1	0:07:13.09	4	0:05:17.96	4	<u>0:09:44.51</u>	1		0:50:01.06	+0:00:57.52
3	704	HOLE Woody Hope Factory Racing	 GBR.HOLW.1967	0:19:49.87 0:08:57.76	3 4	0:07:04.13	2	0:05:17.64	3	0:10:24.51	4		0:51:33.91	+0:02:30.37



Crankworx Canadian Open Enduro presented by Specialized

Whistler, Canada
August 13, 2017



RESULTS OVERALL

Pos	Plate	Name Team	Nat EMBA	Stage 1 Stage 5	Pos Pos	Stage 2	Pos	Stage 3	Pos	Stage 4	Pos	Penalties	Time	Gap
MEN Master 40+														
4	702	BRODERICK Michael		0:20:12.44	4	0:07:05.25	3	0:05:15.16	2	0:10:23.62	3		0:51:53.69	+0:02:50.15
			USA.BROM.1973	0:08:57.22	3									
5	706	PHILLIPS Botsy		0:20:59.61	6	0:07:43.91	8	0:05:22.73	6	0:10:46.08	5		0:54:00.99	+0:04:57.45
			USA.PHIB.1976	0:09:08.66	5									
6	705	GREENWOOD Dan		0:21:16.33	7	0:07:30.61	6	0:05:26.42	7	0:10:48.67	6		0:54:24.29	+0:05:20.75
			GBR.GRED.1975	0:09:22.26	8									
7	709	KROEGER Shane		0:21:19.06	8	0:07:33.64	7	0:05:35.98	11	0:11:05.46	10		0:54:43.81	+0:05:40.27
			CAN.KROS.1976	0:09:09.67	6									
8	724	GOLDSTRAW Carl		0:20:54.71	5	0:07:50.85	9	0:05:37.91	12	0:11:02.88	9		0:55:09.52	+0:06:05.98
				0:09:43.17	11									
9	708	SCOTT Darren		0:21:52.96	11	0:08:03.39	12	0:05:35.93	10	0:10:55.62	7		0:55:44.00	+0:06:40.46
			GBR.SCOD.1971	0:09:16.10	7									
10	728	DAVID Jerome		0:21:39.79	9	0:08:34.10	18	0:05:30.65	9	0:11:08.31	11		0:56:22.41	+0:07:18.87
				0:09:29.56	10									
11	723	MARSHALL Rich		0:22:52.15	16	0:07:23.03	5	0:05:30.17	8	0:11:01.52	8		0:56:36.48	+0:07:32.94
				0:09:49.61	12									
12	703	CIZINSKY Milan		0:22:34.77	13	0:08:26.63	15	0:05:42.55	13	0:12:12.93	20		0:58:22.15	+0:09:18.61
			CZE.CIZM.1974	0:09:25.27	9									
13	726	WITWICKI Edward		0:22:40.78	15	0:08:17.85	14	0:05:52.44	18	0:11:37.49	13		0:58:22.52	+0:09:18.98
				0:09:53.96	13									
14	714	CHUPA Brad		0:22:59.91	17	0:08:05.67	13	0:05:55.80	20	0:11:24.49	12		0:58:26.60	+0:09:23.06
			CAN.CHUB.1972	0:10:00.73	14									
15	710	JACOB John		0:22:23.81	12	0:08:27.37	16	0:05:48.69	14	0:11:45.97	16		0:58:52.54	+0:09:49.00
			NZL.JACJ.1968	0:10:26.70	21									
16	719	PAFFENBERGER David		0:22:38.60	14	0:08:31.26	17	0:05:51.76	17	0:11:55.37	18		0:59:01.69	+0:09:58.15
			CAN.PFAD.1971	0:10:04.70	16									
17	725	TODD Stephen		0:23:22.19	18	0:08:50.04	20	0:05:50.16	15	0:11:41.69	14		0:59:45.31	+0:10:41.77
				0:10:01.23	15									
18	715	MAXWELL Daniel		0:23:55.70	20	0:09:01.86	22	0:06:02.98	21	0:11:45.84	15		1:00:52.69	+0:11:49.15
			USA.MAXD.1976	0:10:06.31	17									
19	727	ADDARIO Chris		0:25:36.87	24	0:07:58.62	10	0:05:50.45	16	0:11:46.12	17		1:01:18.63	+0:12:15.09
				0:10:06.57	18									

Crankworx Canadian Open Enduro presented by Specialized

Whistler, Canada
August 13, 2017

RESULTS OVERALL

Pos	Plate	Name Team	Nat EMBA	Stage 1 Stage 5	Pos Pos	Stage 2	Pos	Stage 3	Pos	Stage 4	Pos	Penalties	Time	Gap
MEN Master 40+														
20	713	ZORTEA Carlo Team CMC Cycling Experience		0:23:34.16 0:10:21.56	19 20	0:09:27.01	25	0:05:55.68	19	0:12:03.50	19		1:01:21.91	+0:12:18.37
21	730	SEIFRED Jeff		0:24:45.27 0:10:19.65	21 19	0:08:40.42	19	0:06:33.04	24	0:12:33.33	21		1:02:51.71	+0:13:48.17
22	712	PIRES Armando		0:25:26.25 0:10:27.60	22 22	0:09:03.73	23	0:06:20.38	23	0:12:49.99	23		1:04:07.95	+0:15:04.41
23	731	SCHLENDER Michael		0:25:34.05 0:10:48.42	23 23	0:09:03.86	24	0:06:45.93	25	0:12:46.78	22		1:04:59.04	+0:15:55.50
24	720	EGAN Jeff		0:27:13.47 0:10:57.40	25 24	0:08:56.76	21	0:06:17.48	22	0:13:00.13	24		1:06:25.24	+0:17:21.70
25	716	COHEN Glen		0:28:59.09 0:11:00.25	26 25	0:10:58.73	26	0:06:49.71	26	0:14:01.21	25		1:11:48.99	+0:22:45.45
26	732	DODSON Mark		0:29:11.59 0:11:30.07	27 26	0:11:07.26	27	0:07:03.22	27	0:14:52.52	27		1:13:44.66	+0:24:41.12
27	718	AGUIAR Marcelo		0:34:07.36 0:11:51.78	28 27	0:11:50.79	28	0:07:04.22	28	0:14:23.08	26	0:01:00.00	1:20:17.23	+0:31:13.69
DNF	729	DE VALL Judd		0:21:43.71	10	0:08:01.42	11	0:05:21.01	5	0:16:15.81	28			
MEN Under 21														
1	609	LEYEN Max		<u>0:17:37.83</u> 0:08:29.47	<u>1</u> 2	0:06:23.32	2	0:05:00.17	6	0:09:36.00	2		0:47:06.79	
2	601	CALLAGHAN Killian		0:18:07.26 0:08:30.59	3 4	0:06:29.32	5	0:04:55.11	2	<u>0:09:35.14</u>	<u>1</u>		0:47:37.42	+0:00:30.63
3	610	VERNER Rhys		0:18:02.26 0:08:37.20	2 6	<u>0:06:20.23</u>	<u>1</u>	0:05:03.63	7	0:09:41.74	3		0:47:45.06	+0:00:38.27
4	608	BURNS Pedro		0:18:08.09 0:08:43.59	4 10	0:06:28.66	4	0:04:57.50	4	0:09:42.55	5		0:48:00.39	+0:00:53.60
5	606	MADEREGGER Kevin		0:19:01.42 0:08:50.52	8 18	0:06:23.61	3	0:04:56.63	3	0:09:42.32	4		0:48:54.50	+0:01:47.71
6	607	FRIEL Ben		0:19:04.85 <u>0:08:25.26</u>	9 <u>1</u>	0:06:54.63	14	0:04:58.33	5	0:09:47.65	6		0:49:10.72	+0:02:03.93



Crankworx Canadian Open Enduro presented by Specialized

Whistler, Canada
August 13, 2017



RESULTS OVERALL

Pos	Plate	Name Team	Nat EMBA	Stage 1 Stage 5	Pos Pos	Stage 2	Pos	Stage 3	Pos	Stage 4	Pos	Penalties	Time	Gap
MEN Under 21														
7	605	SCHEMMEL Daniel Cube Action Team	AUT.SCHD.1997	0:18:51.46 0:08:41.67	6 8	0:06:41.58	6	0:05:03.78	8	0:10:00.35	7		0:49:18.84	+0:02:12.05
8	619	FITZGERALD Henry	CAN.FITZ.1998	0:18:45.86 0:08:30.03	5 3	0:06:51.61	10	0:05:12.10	18	0:10:06.67	14		0:49:26.27	+0:02:19.48
9	647	WALL Evan		0:18:55.09 0:08:54.42	7 21	0:06:43.68	7	0:05:10.37	14	0:10:00.69	9		0:49:44.25	+0:02:37.46
10	603	SECONDI Nathan	FRA.SECN.1999	0:19:15.99 0:08:32.70	10 5	0:06:52.66	12	0:05:06.40	10	0:10:02.38	10		0:49:50.13	+0:02:43.34
11	613	NASON Duncan Yeti Fox Shox	USA.NASD.1999	0:19:21.30 0:08:47.41	11 13	0:07:05.70	23	0:05:13.19	19	0:10:14.27	18		0:50:41.87	+0:03:35.08
12	611	TORRALBA Gabriel	ESP.TORG.1997	0:19:30.43 0:08:52.79	14 19	0:06:51.92	11	0:05:11.98	17	0:10:15.58	20		0:50:42.70	+0:03:35.91
13	604	RONZON Erwin Team CMC Cycling Experience	ITA.RONE.1997	0:19:50.13 0:08:48.97	16 14	0:07:01.40	17	0:05:08.27	12	0:10:02.49	11		0:50:51.26	+0:03:44.47
14	612	LUCAS Cole	NZL.LUCC.1998	0:20:03.01 0:08:43.68	18 11	0:07:03.97	19	0:05:10.88	15	0:10:14.45	19		0:51:15.99	+0:04:09.20
15	631	MEYERS Layton	USA.MEYL.2000	0:19:23.84 0:09:15.11	12 30	0:07:04.73	22	0:05:19.10	24	0:10:21.26	21		0:51:24.04	+0:04:17.25
16	622	LOMBARDI Matthew	RSA.LOMM.1997	0:19:42.67 0:09:42.31	15 38	0:07:02.56	18	0:05:11.82	16	0:10:00.42	8		0:51:39.78	+0:04:32.99
17	643	TOOKE Jacob	CAN.TOOJ.1999	0:19:52.99 0:08:53.55	17 20	0:07:20.83	27	0:05:28.86	31	0:10:05.19	12		0:51:41.42	+0:04:34.63
18	655	MCCULLOCH Max		0:20:19.47 0:09:20.20	25 31	0:06:58.55	16	0:05:09.75	13	0:10:05.36	13		0:51:53.33	+0:04:46.54
19	635	WOOLLEY Scott	GBR.WOOS.1997	0:20:17.21 0:08:42.45	23 9	0:06:57.26	15	0:05:06.37	9	0:10:52.98	32		0:51:56.27	+0:04:49.48
20	616	DEVLIN Jack	IRL.DEVJ.1999	0:19:27.51 0:09:02.57	13 22	0:07:37.51	33	0:05:21.76	26	0:10:34.66	24		0:52:04.01	+0:04:57.22
21	650	SANDERS Tristan		0:20:11.91 0:09:07.55	22 25	0:06:53.89	13	0:05:14.46	20	0:10:40.46	26		0:52:08.27	+0:05:01.48
22	615	RUBERY Samuel	AUS.RUBS.1997	0:21:00.40 0:08:49.18	31 15	0:07:04.53	20	0:05:07.21	11	0:10:07.99	15		0:52:09.31	+0:05:02.52



Crankworx Canadian Open Enduro presented by Specialized

Whistler, Canada
August 13, 2017



RESULTS OVERALL

Pos	Plate	Name Team	Nat EMBA	Stage 1 Stage 5	Pos Pos	Stage 2	Pos	Stage 3	Pos	Stage 4	Pos	Penalties	Time	Gap
MEN Under 21														
23	621	CATROPA Noah		0:20:07.45	21	0:07:13.52	25	0:05:18.23	22	0:10:49.14	28		0:52:13.48	+0:05:06.69
			USA.CATN.1997	0:08:45.14	12									
24	614	PEARCE Blake		0:20:24.81	27	0:07:25.90	29	0:05:16.27	21	0:10:12.47	16		0:52:30.03	+0:05:23.24
			AUS.PEAB.1997	0:09:10.58	27									
25	644	MCAULEY Jessie		0:20:03.74	19	0:07:04.55	21	0:05:31.03	33	0:10:51.65	31		0:52:42.27	+0:05:35.48
			CAN.MCAJ.2000	0:09:11.30	28									
26	645	SILVERTHORNE Alex		0:20:22.09	26	0:07:14.94	26	0:05:22.37	28	0:10:24.35	23		0:52:52.73	+0:05:45.94
				0:09:28.98	33									
27	627	GIBB Josh DFT Racing		0:21:05.30	33	0:07:37.91	34	0:05:21.13	25	0:10:13.45	17		0:53:08.22	+0:06:01.43
			USA.GIBJ.1998	0:08:50.43	17									
28	639	HEAD Harry		0:20:18.55	24	0:07:45.86	36	0:05:31.06	34	0:10:54.79	33		0:53:19.50	+0:06:12.71
			CAN.HEAH.1997	0:08:49.24	16									
29	629	BEAN Nicolas		0:20:27.68	28	0:07:33.07	32	0:05:27.22	29	0:10:55.16	34		0:53:27.18	+0:06:20.39
			USA.BEAN.1999	0:09:04.05	23									
30	618	SERRA Paul Yeti Fox Shox		0:21:27.29	35	0:07:30.12	30	0:05:18.67	23	0:10:35.42	25		0:53:30.74	+0:06:23.95
			USA.SERP.2000	0:08:39.24	7									
31	649	KRASNY Carter		0:20:04.57	20	0:07:12.56	24	0:05:22.26	27	0:12:16.56	43		0:54:08.13	+0:07:01.34
			CAN.KRAC.1999	0:09:12.18	29									
32	624	WEYMAN Tyler		0:20:32.91	29	0:08:07.74	41	0:05:28.39	30	0:10:49.23	29		0:54:22.18	+0:07:15.39
			USA.WEYT.1999	0:09:23.91	32									
33	634	CORMACK Jack		0:20:48.42	30	0:07:24.00	28	0:05:44.66	39	0:10:50.26	30		0:54:32.59	+0:07:25.80
			CAN.CORJ.2000	0:09:45.25	40									
34	626	HOLE Daniel Hope Factory Racing		0:21:00.65	32	0:07:31.96	31	0:05:34.47	35	0:11:06.08	35		0:54:42.33	+0:07:35.54
			GBR.HOLD.1999	0:09:29.17	34									
35	620	KOEN Matthew		0:22:23.29	38	0:07:43.77	35	<u>0:04:54.02</u>	<u>1</u>	0:10:23.53	22		0:55:56.61	+0:08:49.82
			USA.KOEM.1998	0:10:32.00	43									
36	625	MURDOCH Conrad		0:22:28.88	39	0:07:48.53	37	0:05:38.18	36	0:11:08.28	36		0:57:01.62	+0:09:54.83
			CAN.MURC.1997	0:09:57.75	42									
37	633	CLAYPOOL Travis		0:22:03.36	37	0:09:22.36	45	0:05:43.48	37	0:11:29.65	38		0:57:47.98	+0:10:41.19
			USA.CLAT.2000	0:09:09.13	26									
38	623	KEEN Logan		0:22:41.93	40	0:08:00.61	39	0:05:46.18	40	0:11:41.42	40		0:57:53.72	+0:10:46.93
			CAN.KEEL.2000	0:09:43.58	39									



Crankworx Canadian Open Enduro presented by Specialized

Whistler, Canada
August 13, 2017



RESULTS OVERALL

Pos	Plate	Name Team	Nat EMBA	Stage 1 Stage 5	Pos Pos	Stage 2	Pos	Stage 3	Pos	Stage 4	Pos	Penalties	Time	Gap
MEN Under 21														
39	653	MARANGONI Joshua		0:21:16.65 0:09:29.45	34 35	0:08:03.90	40	0:07:43.20	45	0:11:34.43	39		0:58:07.63	+0:11:00.84
40	636	MCLAUGHLIN Wyatt	 CAN.MCLW.1998	0:21:33.00 0:09:38.92	36 37	0:08:53.16	43	0:06:21.72	43	0:12:24.16	44		0:58:50.96	+0:11:44.17
41	652	POULSON Anthony		0:25:46.91 0:09:06.80	47 24	0:07:53.20	38	0:05:29.41	32	0:10:48.56	27		0:59:04.88	+0:11:58.09
42	632	GARBUIO Riccardo Team CMC Cycling Experience	 ITA.GARR.1999	0:23:32.09 0:09:57.36	43 41	0:08:48.62	42	0:05:44.38	38	0:11:49.22	41	0:01:00.00	1:00:51.67	+0:13:44.88
43	637	NADASKAI Steven	 USA.NADS.1998	0:23:53.58 0:10:49.59	46 44	0:08:58.94	44	0:06:02.09	42	0:12:08.33	42		1:01:52.53	+0:14:45.74
44	602	BLAHA Vojtech	 CZE.BLAV.1999	0:28:45.53 0:09:35.25	48 36	0:06:50.78	9	0:06:37.76	44	0:11:08.46	37		1:02:57.78	+0:15:50.99
DNF	648	WOOLLEY Kasper		0:42:01.22	50	0:06:49.95	8	0:05:47.62	41					
DNF	630	BUCHANAN Brayden	 USA.BUCB.1999	0:22:54.37	41									
DNF	654	ABRAHAM Felix		0:23:01.29	42							0:05:00.00		
DNF	641	GARD Bailey	 USA.GARB.1997	0:23:43.60	44									
DNF	646	MANT Evan		0:23:45.90	45									
DNF	642	REEDER Ben	 USA.REEB.1999	0:41:31.86	49									
DNF	638	FIEREK Max	 USA.FIEM.1999	0:50:02.33	51							0:05:00.00		
DNF	651	GUIBERT Ruben												
WOMEN														
1	1	RAVANEL Cecile Commençal Vallnord Enduro Team	 FRA.RAVC.1981	<u>0:19:35.62</u> <u>0:08:45.54</u>	<u>1</u> <u>1</u>	<u>0:07:21.04</u>	<u>1</u>	<u>0:05:24.29</u>	<u>1</u>	<u>0:10:19.93</u>	<u>1</u>		0:51:26.42	



Crankworx Canadian Open Enduro presented by Specialized

Whistler, Canada
August 13, 2017



RESULTS OVERALL

Pos	Plate	Name Team	Nat EMBA	Stage 1 Stage 5	Pos Pos	Stage 2	Pos	Stage 3	Pos	Stage 4	Pos	Penalties	Time	Gap
WOMEN														
2	2	COURDURIER Isabeau SUNN	FRA.COUI.1994	0:19:58.08 0:08:56.89	2 2	0:07:26.11	2	0:05:26.99	2	0:10:44.03	3		0:52:32.10	+0:01:05.68
3	6	WINTON Katy Trek Factory Racing	GBR.WINK.1993	0:20:22.45 0:08:59.97	3 3	0:07:32.24	3	0:05:40.43	6	0:11:11.00	7		0:53:46.09	+0:02:19.67
4	3	GEHRIG Anita Ibis Cycles Enduro Race Team	SUI.GEHA.1987	0:20:44.24 0:09:14.77	4 8	0:07:41.46	5	0:05:32.32	3	0:10:52.47	4		0:54:05.26	+0:02:38.84
5	404	LANTHIER NADEAU Andréane Rocky Mountain Urge BP	CAN.LANA.1993	0:21:06.50 0:09:03.40	6 4	0:07:45.48	6	0:05:40.00	5	0:10:42.89	2		0:54:18.27	+0:02:51.85
6	4	THOMA Ines Canyon Factory Enduro Team	GER.THOI.1989	0:21:12.87 0:09:19.97	7 11	0:07:41.07	4	0:05:44.22	8	0:11:11.07	8		0:55:09.20	+0:03:42.78
7	401	KOREM Noga ISR.KORN.1991	ISR.KORN.1991	0:21:02.32 0:09:11.13	5 6	0:07:56.78	9	0:05:45.16	9	0:11:18.25	9		0:55:13.64	+0:03:47.22
8	5	GEHRIG Carolin Ibis Cycles Enduro Race Team	SUI.GEHC.1987	0:21:25.95 0:09:14.45	10 7	0:08:12.75	11	0:05:40.74	7	0:11:06.66	5		0:55:40.55	+0:04:14.13
9	439	ESPINEIRA Florencia 0:09:15.60		0:21:35.63 0:09:15.60	11 9	0:07:46.36	7	0:05:55.47	10	0:11:10.37	6		0:55:43.43	+0:04:17.01
10	7	BARAONA Bex GBR.BARB.1993	GBR.BARB.1993	0:21:56.27 0:09:16.13	15 10	0:07:47.65	8	0:05:37.41	4	0:11:25.50	10		0:56:02.96	+0:04:36.54
11	403	MORRISON Raewyn Giant Factory Off-Road Team	NZL.MORR.1989	0:21:23.27 0:09:30.01	9 12	0:08:01.21	10	0:06:00.83	11	0:11:43.81	11		0:56:39.13	+0:05:12.71
12	405	MILLER Miranda Specialized Racing	CAN.MILM.1990	0:21:44.13 0:09:10.25	13 5	0:08:25.58	13	0:06:02.28	12	0:12:13.73	16		0:57:35.97	+0:06:09.55
13	402	COOK Becky GBR.COOB.1986	GBR.COOB.1986	0:21:20.48 0:09:56.42	8 15	0:08:22.75	12	0:06:04.08	13	0:12:06.78	13		0:57:50.51	+0:06:24.09
14	417	CHAPPETTA Christina USA.CHAC.1989	USA.CHAC.1989	0:21:44.72 0:09:50.71	14 14	0:08:29.03	14	0:06:09.14	14	0:12:04.21	12		0:58:17.81	+0:06:51.39
15	416	BATTISTA Laura CAN.BATL.1988	CAN.BATL.1988	0:22:56.60 0:10:22.20	17 21	0:08:44.38	16	0:06:11.68	16	0:12:10.21	15		1:00:25.07	+0:08:58.65
16	419	PICTON Leonie AUS.PICL.1986	AUS.PICL.1986	0:22:27.15 0:09:42.50	16 13	0:09:03.78	18	0:06:28.51	21	0:12:48.85	20		1:00:30.79	+0:09:04.37
17	420	PHELAN Britt CAN.PHEB.1991	CAN.PHEB.1991	0:23:31.20 0:10:01.93	19 16	0:09:12.51	21	0:06:21.40	17	0:12:16.89	17		1:01:23.93	+0:09:57.51



Crankworx Canadian Open Enduro presented by Specialized

Whistler, Canada
August 13, 2017



RESULTS OVERALL

Pos	Plate	Name Team	Nat EMBA	Stage 1 Stage 5	Pos Pos	Stage 2	Pos	Stage 3	Pos	Stage 4	Pos	Penalties	Time	Gap
WOMEN														
18	440	MARSHALL Julie		0:23:28.05	18	0:10:18.20	29	0:06:11.36	15	0:12:07.91	14		1:02:22.27	+0:10:55.85
				0:10:16.75	18									
19	441	ROSE Megan		0:24:05.81	22	0:09:07.27	20	0:06:25.16	19	0:12:33.18	18		1:02:29.30	+0:11:02.88
				0:10:17.88	19									
20	423	FLOOD Shelly	 AUS.FLOS.1991	0:23:45.93	21	0:10:07.39	28	0:06:39.13	23	0:13:07.90	23		1:04:02.10	+0:12:35.68
				0:10:21.75	20									
21	427	MURDOCK Porsha	 USA.MURP.1991	0:24:58.38	28	0:09:32.56	25	0:06:22.39	18	0:12:45.38	19		1:04:04.86	+0:12:38.44
				0:10:26.15	22									
22	409	SHARP Katherine Hope Factory Racing	 GBR.SHAK.1994	0:24:37.00	24	0:09:39.92	26	0:06:48.30	27	0:13:37.14	28		1:04:52.77	+0:13:26.35
				0:10:10.41	17									
23	411	STRAIT Rachel GT Factory Racing	 USA.THRR.1988	0:24:16.18	23	0:09:15.56	23	0:07:00.65	28	0:13:55.52	30		1:05:03.26	+0:13:36.84
				0:10:35.35	23									
24	410	PAGEAU Rachel Devinci Global Racing	 CAN.PAGR.1995	0:24:52.56	27	0:08:55.75	17	0:06:33.87	22	0:13:45.28	29		1:05:07.20	+0:13:40.78
				0:10:59.74	25									
25	414	MCHUGH Jennifer	 CAN.MCHJ.1995	0:25:40.23	33	0:09:06.37	19	0:06:40.12	24	0:13:00.58	22		1:05:15.74	+0:13:49.32
				0:10:48.44	24									
26	445	ROTTENBERG Bekah		0:24:42.91	26	0:09:31.17	24	0:06:44.99	26	0:13:31.24	27		1:05:52.09	+0:14:25.67
				0:11:21.78	29									
27	434	SPITTLEHOUSE Katie	 CAN.SPIK.1991	0:27:05.72	34	0:10:05.26	27	0:06:40.98	25	0:13:11.71	24		1:08:29.55	+0:17:03.13
				0:11:25.88	30									
28	425	PEARSON Cati	 NZL.PEAC.1990	0:25:07.63	29	0:10:57.66	32	0:07:02.85	29	0:13:26.41	26		1:08:35.42	+0:17:09.00
				0:12:00.87	33									
29	435	MCTAVISH Jennifer	 CAN.MCTJ.1996	0:25:33.94	31	0:10:31.78	31	0:07:19.00	32	0:14:15.72	31		1:08:54.07	+0:17:27.65
				0:11:13.63	28									
30	413	GREGG Lauren Fuji Bikes	 USA.GREL.1991	0:27:26.84	37	0:11:50.38	35	0:07:08.59	30	0:13:16.92	25		1:10:42.53	+0:19:16.11
				0:10:59.80	26									
31	436	LEGGETT Alicia	 USA.LEGA.1995	0:27:10.41	35	0:10:24.08	30	0:07:16.46	31	0:14:40.38	32	0:01:00.00	1:12:15.82	+0:20:49.40
				0:11:44.49	31									
32	418	MOORE Sarah	 CAN.MOOS.1990	0:32:48.82	41	0:09:14.34	22	0:06:25.63	20	0:12:59.75	21		1:12:37.45	+0:21:11.03
				0:11:08.91	27									
33	444	SICK Clairmarie		0:30:29.31	40	0:11:40.78	34	0:07:26.42	33	0:15:34.40	33		1:17:03.65	+0:25:37.23
				0:11:52.74	32									



Crankworx Canadian Open Enduro presented by Specialized














Whistler, Canada
August 13, 2017



RESULTS OVERALL

Pos	Plate	Name Team	Nat EMBA	Stage 1 Stage 5	Pos Pos	Stage 2	Pos	Stage 3	Pos	Stage 4	Pos	Penalties	Time	Gap
WOMEN														
34	412	BARNES Hannah Specialized Racing	GBR.BARH.1986	0:29:35.44 0:12:53.02	38 34	0:11:30.87	33	0:08:09.02	34	0:15:44.67	34		1:17:53.02	+0:26:26.60
DNF	407	BALANCHE Camille Norco Enduro Racing	SUI.BALC.1990	0:21:38.82	12	0:08:32.11	15							
DNF	408	GALYEAN Anne Yeti Fox Shox	USA.GALA.1986	0:23:42.50	20									
DNF	415	LEISHMAN Sarah	CAN.LEIS.1980	0:24:40.21	25									
DNF	428	PAVON Alexandra	USA.PAVA.1994	0:25:19.01	30									
DNF	422	MOLLOY Tegan	AUS.MOLT.1996	0:25:40.17	32									
DNF	421	MULDOON Michelle	IRL.MULM.1980	0:27:20.47	36									
DNF	433	SABELHAUS Emily	USA.SABE.1984	0:29:41.41	39									
DNF	437	VALENCIA Sandra	COL.VALS.1984	0:35:33.83	42									
DNF	430	ANDERSON Ileana	USA.ANDI.1987	0:50:42.75	43									
WOMEN Amateur														
1	523	BARIL Genevieve	CAN	0:26:47.09 0:11:16.63	4 1	<u>0:09:42.56</u>	1	0:06:52.12	2	<u>0:13:25.79</u>	1		1:08:04.19	
2	522	PACAKOVA Michaela	CZE	0:26:23.12 0:11:49.54	2 2	0:10:20.22	3	0:07:12.56	4	0:13:38.14	2		1:09:23.58	+0:01:19.39
3	524	PERROTT Jo	AUS	0:26:26.52 0:13:13.03	3 5	0:10:47.67	4	0:06:54.09	3	0:14:15.80	3		1:11:37.11	+0:03:32.92
4	521	THATCHER Jillian	CAN	0:28:13.39 0:12:02.59	6 3	0:10:59.09	5	0:07:26.79	5	0:15:00.72	5		1:13:42.58	+0:05:38.39
5	519	MCLEAN Kirby	CAN	0:27:00.05 0:13:45.85	5 6	0:11:55.58	7	<u>0:06:47.87</u>	1	0:14:59.83	4		1:14:29.18	+0:06:24.99

RESULTS OVERALL

Pos	Plate	Name Team	Nat EMBA	Stage 1 Stage 5	Pos Pos	Stage 2	Pos	Stage 3	Pos	Stage 4	Pos	Penalties	Time	Gap
WOMEN Amateur														
6	525	FERRAGI Beatriz		0:29:25.73 0:12:13.26	7 4	0:11:39.99	6	0:07:38.81	6	0:16:30.67	6		1:17:28.46	+0:09:24.27
DNF	520	PETERS Jo		<u>0:26:15.77</u>	1	0:10:19.38	2							
WOMEN Master 40+														
1	514	DEVALL Chrissy		<u>0:25:58.88</u> 0:11:18.51	1 1	0:10:39.60	2	0:07:05.77	2	<u>0:13:23.90</u>	1		1:08:26.66	
2	511	MCCONNELOUG Mary	 USA.MCCM.1971	0:28:03.78 0:12:26.68	2 3	<u>0:10:28.27</u>	1	<u>0:07:01.56</u>	1	0:13:52.32	2		1:11:52.61	+0:03:25.95
3	515	DECK Penny		0:30:37.88 0:11:35.35	3 2	0:10:48.14	3	0:07:36.80	4	0:16:17.50	4		1:16:55.67	+0:08:29.01
4	512	AULT Kelly	 USA.AULK.1971	0:30:53.96 0:14:14.99	4 4	0:11:43.99	4	0:07:26.49	3	0:15:58.57	3		1:20:18.00	+0:11:51.34
DNF	513	SINCLAIR Patricia		0:34:38.20	5									
WOMEN Under 21														
1	501	GILL Martha	 GBR.GILM.1997	0:25:49.77 0:11:07.36	3 2	<u>0:09:43.01</u>	1	0:06:45.94	2	0:13:33.61	2		1:06:59.69	
2	502	MELTON Elena	 GBR.MELE.1997	<u>0:24:15.14</u> <u>0:10:28.02</u>	1 1	0:17:23.86	5	<u>0:06:16.68</u>	1	<u>0:12:29.49</u>	1		1:10:53.19	+0:03:53.50
3	503	LAWTON Abigale	 GBR.LAWA.1998	0:29:00.57 0:13:27.44	4 3	0:12:11.76	3	0:07:26.96	3	0:16:42.31	3		1:18:49.04	+0:11:49.35
DNF	506	LONG Julia		0:29:20.52	5	0:10:14.84	2							
DNF	504	WESTERMANN Lia	 USA.WESL.1998	0:25:31.50	2	0:12:29.49	4					0:01:00.00		
DNF	505	RABY Amber	 USA.RABA.1998											

Penalties

Plate	Name	Penalty	Details
79	PRUDENCIO Nicolas	00:01:00	Late start at rollout
100	CHIANG Sheng Shan	DSQ	Equipment change
135	CHUBEY Mitch	00:01:00	Late start at rollout
436	LEGGETT Alicia	00:01:00	Late start at stage 2
504	WESTERMANN Lia	00:01:00	Late start at stage 2
632	GARBUIO Riccardo	00:01:00	Late start at rollout
638	FIEREK Max	00:05:00	Late start at stage 2
654	ABRAHAM Felix	00:05:00	Late start at stage 2
718	AGUIAR Marcelo	00:01:00	Late start at stage 2
837	LONGMUIR Colin	00:05:00	Late start at stage 2
839	SALLADAY Matt	00:01:00	Late start at stage 2